

DATA SHEET



Three Phase Induction Motor - Squirrel Cage

Customer :					
Product line	: W22 NEMA Premium Efficiency Three-Phase	Product code :	12744465		
Frame	: 182/4TC	Cooling method	: IC411 - TEFC		
Insulation class	: F	Mounting	: F-1		
Duty cycle	: Cont.(S1)	Rotation ¹	: Both (CW and CCW)		
Ambient temperature	: -20°C to +40°C	Starting method	: Direct On Line		
Altitude	: 1000 m.a.s.l.	Approx. weight ²	: 44.2 kg		
Protection degree	: IP55	Moment of inertia (J)	: 0.0206 kgm ²		
Design	: B				
Output [HP]	1.5	1.5	1.5	1.5	
Poles	6	6	6	6	
Frequency [Hz]	60	50	50	50	
Rated voltage [V]	230/460	380	400	415	
Rated current [A]	5.08/2.54	2.68	2.62	2.64	
L. R. Amperes [A]	39.6/19.8	16.9	18.1	19.5	
LRC [A]	7.8x(Code M)	6.3x(Code J)	6.9x(Code K)	7.4x(Code L)	
No load current [A]	3.25/1.63	1.60	1.71	1.80	
Rated speed [RPM]	1170	955	960	965	
Slip [%]	2.50	4.50	4.00	3.50	
Rated torque [kgfm]	0.930	1.14	1.13	1.13	
Locked rotor torque [%]	320	250	300	330	
Breakdown torque [%]	400	290	330	370	
Service factor	1.25	1.00	1.00	1.00	
Temperature rise	80 K	80 K	80 K	80 K	
Locked rotor time	28s (cold) 16s (hot)	25s (cold) 14s (hot)	25s (cold) 14s (hot)	25s (cold) 14s (hot)	
Noise level ²	52.0 dB(A)	49.0 dB(A)	49.0 dB(A)	49.0 dB(A)	
Efficiency (%)	25%				
	50%	84.0	85.5	84.5	84.0
	75%	86.5	86.5	86.5	85.5
	100%	87.5	85.5	86.5	86.5
Power Factor	25%				
	50%	0.45	0.52	0.48	0.45
	75%	0.54	0.63	0.60	0.57
	100%	0.62	0.73	0.70	0.67
Losses at normative operating points (speed;torque), in percentage of rated output power					
Losses (%)	P1 (0,9;1,0)	13.4	13.4	13.4	13.4
	P2 (0,5;1,0)	10.3	10.3	10.3	10.3
	P3 (0,25;1,0)	9.3	9.3	9.3	9.3
	P4 (0,9;0,5)	8.8	8.8	8.8	8.8
	P5 (0,5;0,5)	5.8	5.8	5.8	5.8
	P6 (0,5;0,25)	4.8	4.8	4.8	4.8
	P7 (0,25;0,25)	3.5	3.5	3.5	3.5
Bearing type	: Drive end : 6207 ZZ	Non drive end : 6206 ZZ	Foundation loads		
Sealing	: V'Ring	V'Ring	Max. traction	: 65 kgf	
Lubrication interval	: -	-	Max. compression	: 109 kgf	
Lubricant amount	: -	-			
Lubricant type	: Mobil Polyrex EM				
This revision replaces and cancel the previous one, which must be eliminated. (1) Looking the motor from the shaft end. (2) Measured at 1m and with tolerance of +3dB(A). (3) Approximate weight subject to changes after manufacturing process.			These are average values based on tests with sinusoidal power supply, subject to the tolerances stipulated in NEMA MG-1.		
Rev.	Changes Summary		Performed	Checked	Date
Performed by					
Checked by				Page	Revision
Date	19/05/2024			1 / 6	

DATA SHEET

Three Phase Induction Motor - Squirrel Cage



Customer : _____

Notes
USABLE @208V 5.62A SF 1.15 SFA 6.46A

Rev.	Changes Summary	Performed	Checked	Date
Performed by				
Checked by			Page	Revision
Date	19/05/2024		2 / 6	

LOAD PERFORMANCE CURVE

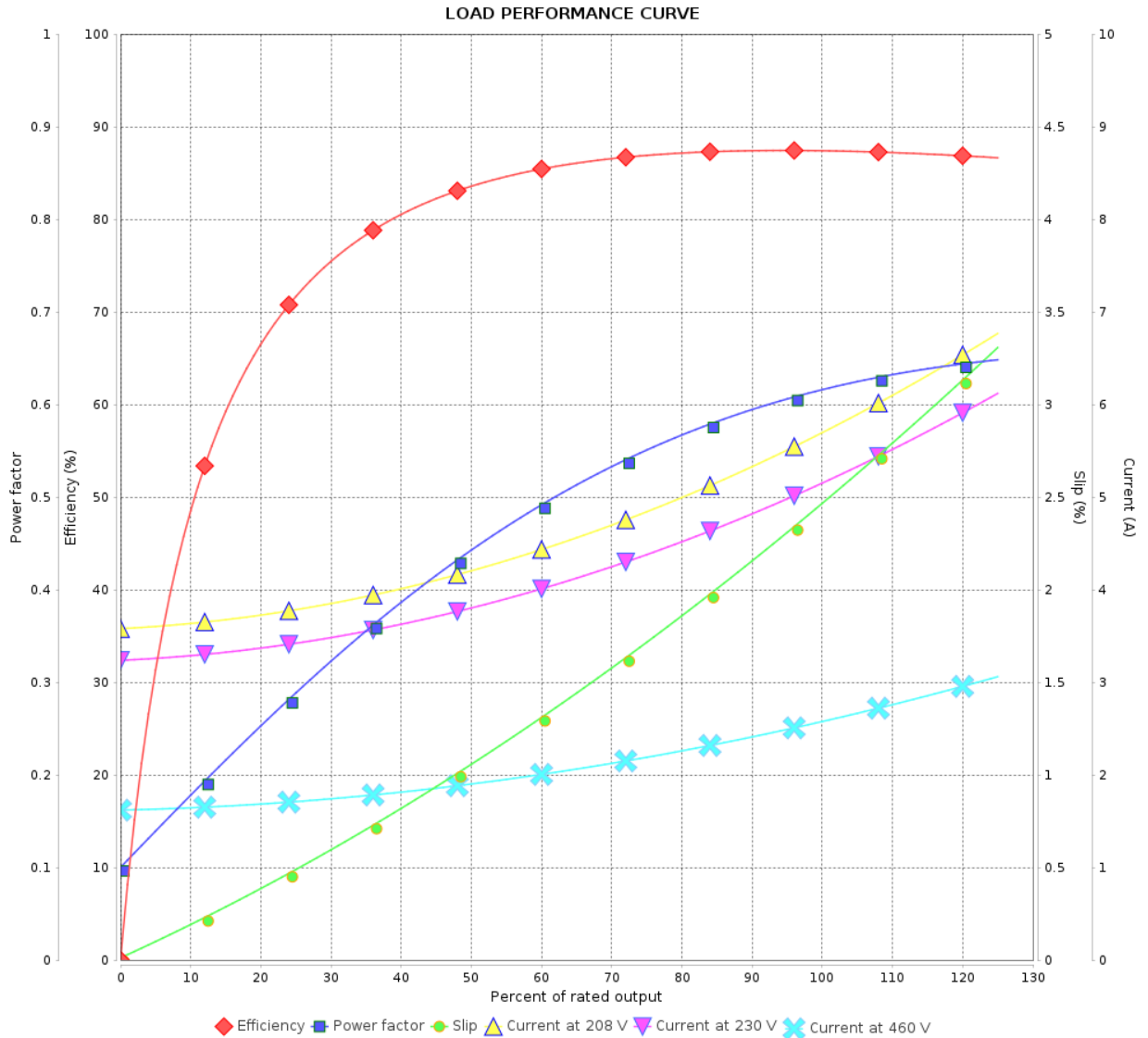
Three Phase Induction Motor - Squirrel Cage



Customer : _____

Product line : W22 NEMA Premium Efficiency Three-Phase

Product code : 12744465



Performance : 230/460 V 60 Hz 6P

Rated current : 5.08/2.54 A
 LRC : 7.8
 Rated torque : 0.930 kgfm
 Locked rotor torque : 320 %
 Breakdown torque : 400 %
 Rated speed : 1170 rpm

Moment of inertia (J) : 0.0206 kgm²
 Duty cycle : Cont.(S1)
 Insulation class : F
 Service factor : 1.25
 Temperature rise : 80 K
 Design : B

Rev.	Changes Summary	Performed	Checked	Date
Performed by			Page	Revision
Checked by				
Date				

LOAD PERFORMANCE CURVE

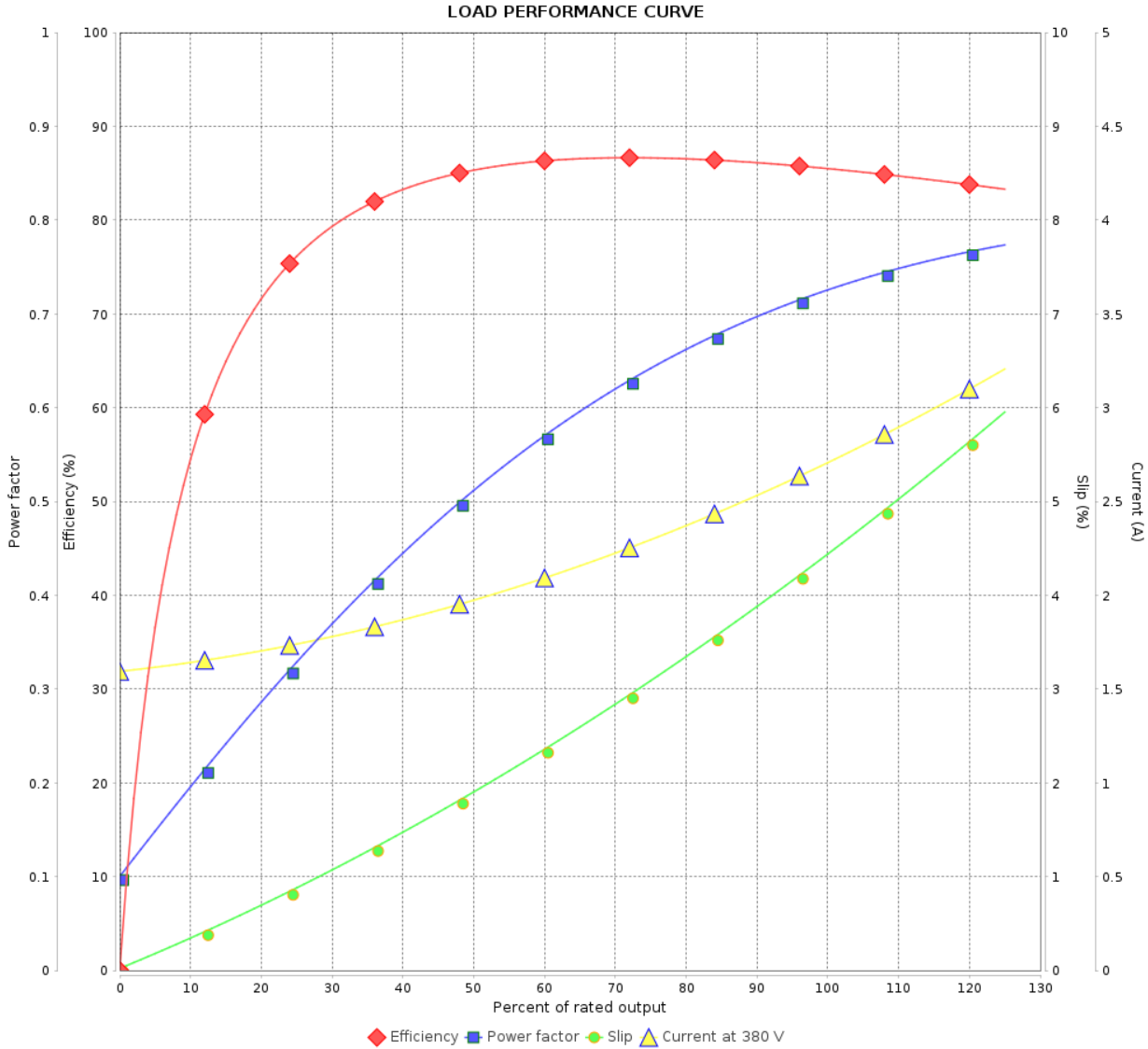
Three Phase Induction Motor - Squirrel Cage



Customer :

Product line : W22 NEMA Premium Efficiency Three-Phase

Product code : 12744465



Performance : 380 V 50 Hz 6P IE4

Rated current : 2.68 A
 LRC : 6.3
 Rated torque : 1.14 kgfm
 Locked rotor torque : 250 %
 Breakdown torque : 290 %
 Rated speed : 955 rpm

Moment of inertia (J) : 0.0206 kgm²
 Duty cycle : Cont.(S1)
 Insulation class : F
 Service factor : 1.00
 Temperature rise : 80 K
 Design : B

Rev.	Changes Summary	Performed	Checked	Date
Performed by			Page	Revision
Checked by				
Date				

LOAD PERFORMANCE CURVE

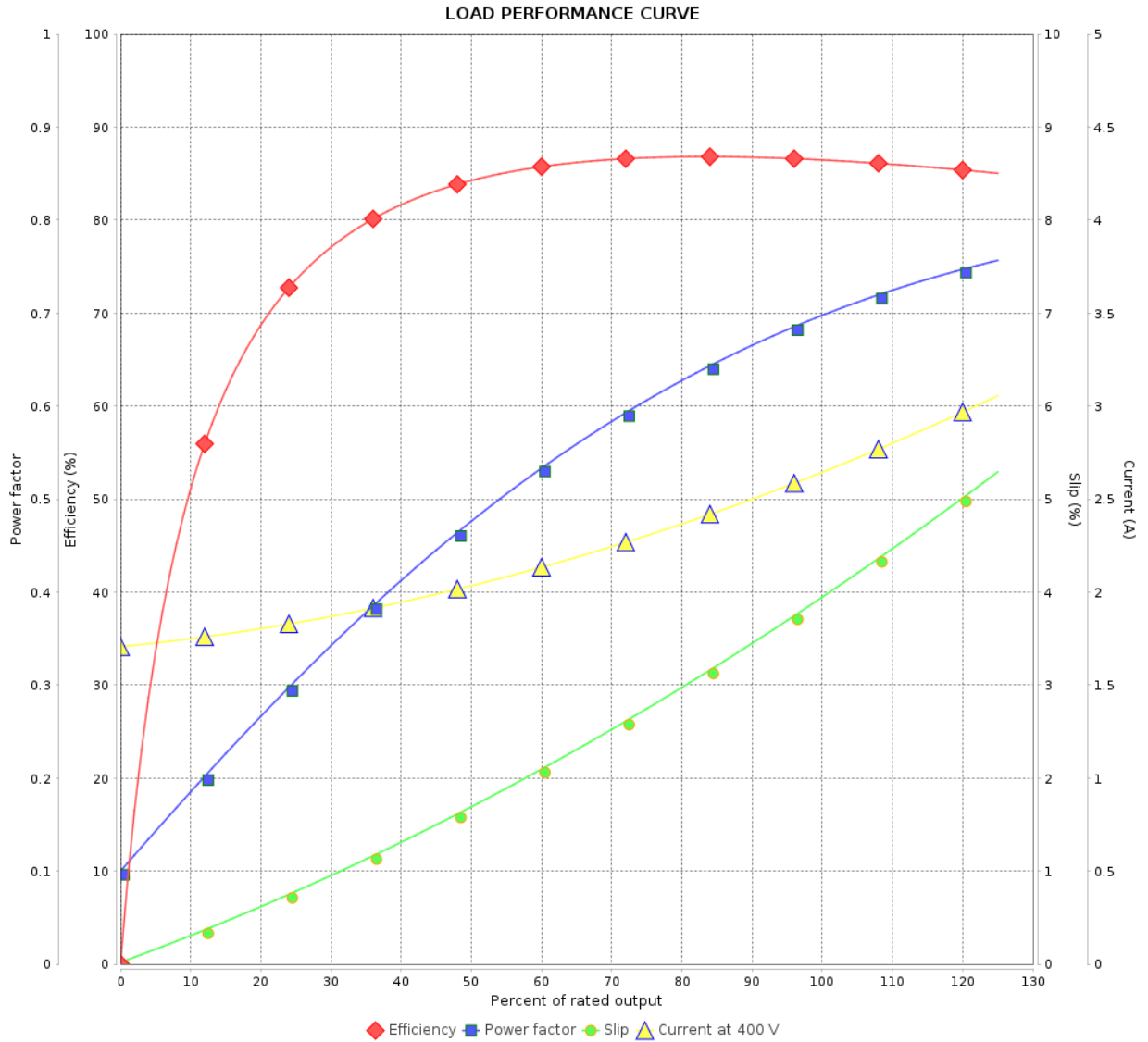
Three Phase Induction Motor - Squirrel Cage



Customer : _____

Product line : W22 NEMA Premium Efficiency Three-Phase

Product code : 12744465



Performance : 400 V 50 Hz 6P IE4

Rated current : 2.62 A
 LRC : 6.9
 Rated torque : 1.13 kgfm
 Locked rotor torque : 300 %
 Breakdown torque : 330 %
 Rated speed : 960 rpm

Moment of inertia (J) : 0.0206 kgm²
 Duty cycle : Cont.(S1)
 Insulation class : F
 Service factor : 1.00
 Temperature rise : 80 K
 Design : B

Rev.	Changes Summary	Performed	Checked	Date
Performed by			Page	Revision
Checked by				
Date				

LOAD PERFORMANCE CURVE

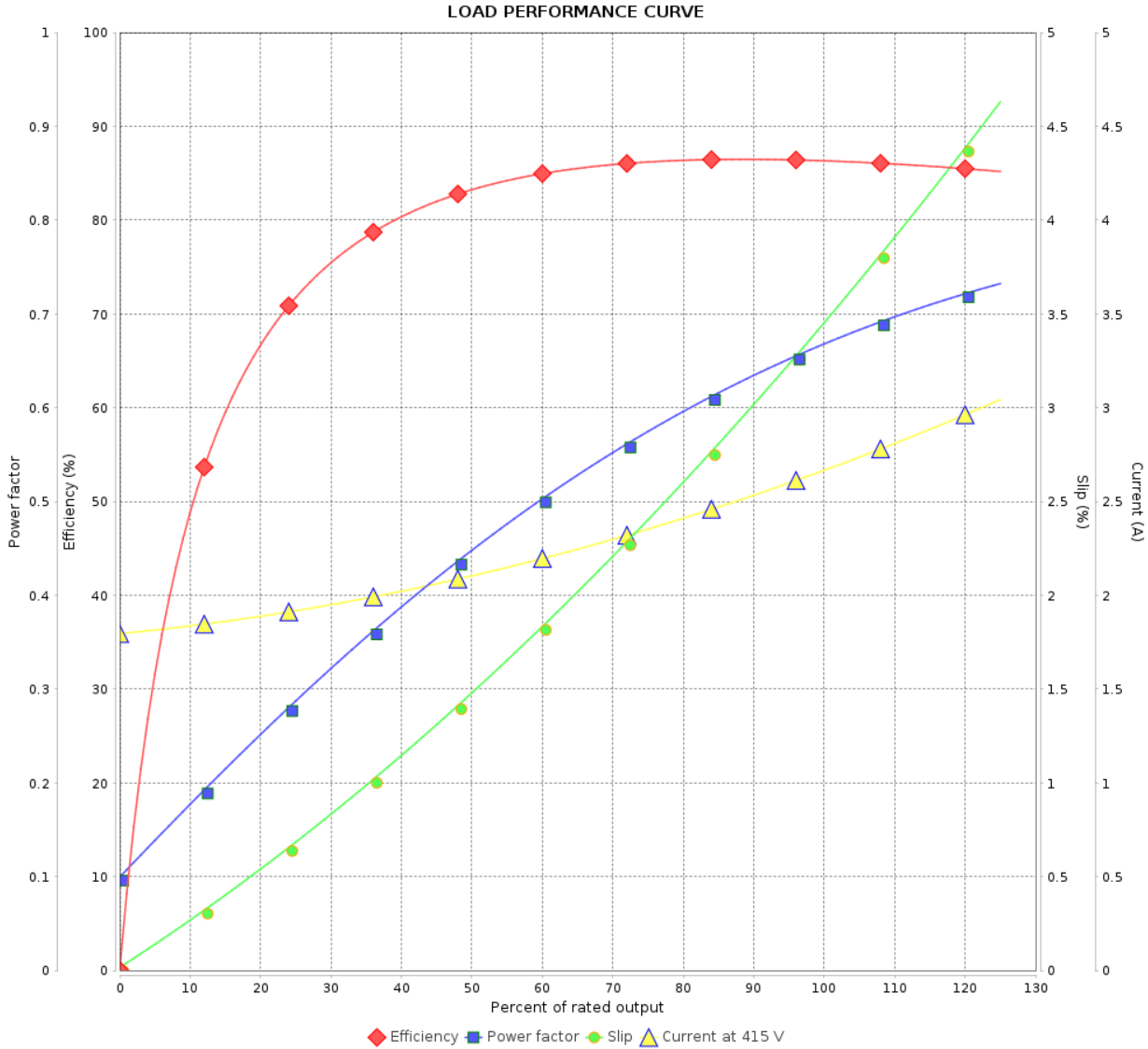
Three Phase Induction Motor - Squirrel Cage



Customer :

Product line : W22 NEMA Premium Efficiency Three-Phase

Product code : 12744465



Performance : 415 V 50 Hz 6P IE4

Rated current : 2.64 A
 LRC : 7.4
 Rated torque : 1.13 kgfm
 Locked rotor torque : 330 %
 Breakdown torque : 370 %
 Rated speed : 965 rpm

Moment of inertia (J) : 0.0206 kgm²
 Duty cycle : Cont.(S1)
 Insulation class : F
 Service factor : 1.00
 Temperature rise : 80 K
 Design : B

Rev.	Changes Summary	Performed	Checked	Date
Performed by			Page 6 / 6	Revision
Checked by				
Date	19/05/2024			