

DATA SHEET



Three Phase Induction Motor - Squirrel Cage

Customer :

Product line : W22 NEMA Premium Efficiency Three-Phase Product code : 12446750

Frame	: 284/6TC	Cooling method	: IC411 - TEFC
Insulation class	: F	Mounting	: F-1
Duty cycle	: Cont.(S1)	Rotation ¹	: Both (CW and CCW)
Ambient temperature	: -20°C to +40°C	Starting method	: Direct On Line
Altitude	: 1000 m.a.s.l.	Approx. weight ³	: 182 kg
Protection degree	: IP55	Moment of inertia (J)	: 0.3310 kgm ²
Design	: B		

Output [HP]	15	10	10	10	15	15	15
Poles	6	6	6	6	6	6	6
Frequency [Hz]	60	50	50	50	50	50	50
Rated voltage [V]	230/460	380	400	415	380	400	415
Rated current [A]	35.8/17.9	15.5	15.1	15.0	22.0	20.9	20.2
L. R. Amperes [A]	229/115	112	119	124	103	111	117
LRC [A]	6.4x(Code G)	7.2x(Code J)	7.9x(Code K)	8.3x(Code K)	4.7x(Code E)	5.3x(Code F)	5.8x(Code G)
No load current [A]	14.0/7.00	7.00	7.40	7.70	7.00	7.40	7.70
Rated speed [RPM]	1175	980	985	985	970	975	975
Slip [%]	2.08	2.00	1.50	1.50	3.00	2.50	2.50
Rated torque [kgfm]	9.26	7.41	7.37	7.37	11.2	11.2	11.2
Locked rotor torque [%]	229	270	300	330	170	200	220
Breakdown torque [%]	260	300	340	360	200	229	250
Service factor	1.25	1.25	1.25	1.25	1.00	1.15	1.15
Temperature rise	80 K	80 K	80 K	80 K	80 K	80 K	80 K
Locked rotor time	36s (cold) 20s (hot)	57s (cold) 32s (hot)	52s (cold) 29s (hot)	48s (cold) 27s (hot)	27s (cold) 15s (hot)	27s (cold) 15s (hot)	27s (cold) 15s (hot)
Noise level ²	59.0 dB(A)	56.0 dB(A)	56.0 dB(A)	56.0 dB(A)	56.0 dB(A)	56.0 dB(A)	56.0 dB(A)
Efficiency (%)	25%						
	50%	91.0	89.0	89.1	89.1	91.0	90.2
	75%	91.7	89.4	89.5	89.5	90.2	90.2
	100%	91.7	89.4	89.5	89.5	88.5	89.5
Power Factor	25%						
	50%	0.69	0.64	0.61	0.58	0.75	0.72
	75%	0.80	0.76	0.73	0.71	0.83	0.81
	100%	0.84	0.82	0.80	0.78	0.86	0.85

Losses at normative operating points (speed;torque), in percentage of rated output power

Losses (%)	P1 (0,9;1,0)	8.6	11.2	11.1	11.1	12.3	11.1	10.3
	P2 (0,5;1,0)	6.9	9.1	9.0	9.0	10.0	9.0	8.3
	P3 (0,25;1,0)	6.2	8.1	8.0	8.0	8.9	8.0	7.4
	P4 (0,9;0,5)	4.3	5.6	5.6	5.6	6.2	5.6	5.2
	P5 (0,5;0,5)	2.8	3.6	3.6	3.6	4.0	3.6	3.3
	P6 (0,5;0,25)	1.8	2.4	2.4	2.4	2.6	2.4	2.2
	P7 (0,25;0,25)	1.2	1.6	1.6	1.6	1.8	1.6	1.5

Bearing type	: 6311 C3	6211 C3	Foundation loads	
	: V'Ring	V'Ring		Max. traction : 308 kgf
	: 20000 h	20000 h		Max. compression : 490 kgf
	: 18 g	11 g		
	: Mobil Polyrex EM			

This revision replaces and cancel the previous one, which must be eliminated.

(1) Looking the motor from the shaft end.

These are average values based on tests with sinusoidal power supply, subject to the tolerances stipulated in NEMA MG-1.

Rev.	Changes Summary	Performed	Checked	Date
Performed by				
Checked by			Page	Revision
Date	19/05/2024		1 / 9	

DATA SHEET

Three Phase Induction Motor - Squirrel Cage



Customer : _____

Notes
USABLE @208V 39.6A SF 1.15 SFA 45.5A

Rev.	Changes Summary	Performed	Checked	Date
Performed by				
Checked by			Page	Revision
Date	19/05/2024		2 / 9	

LOAD PERFORMANCE CURVE

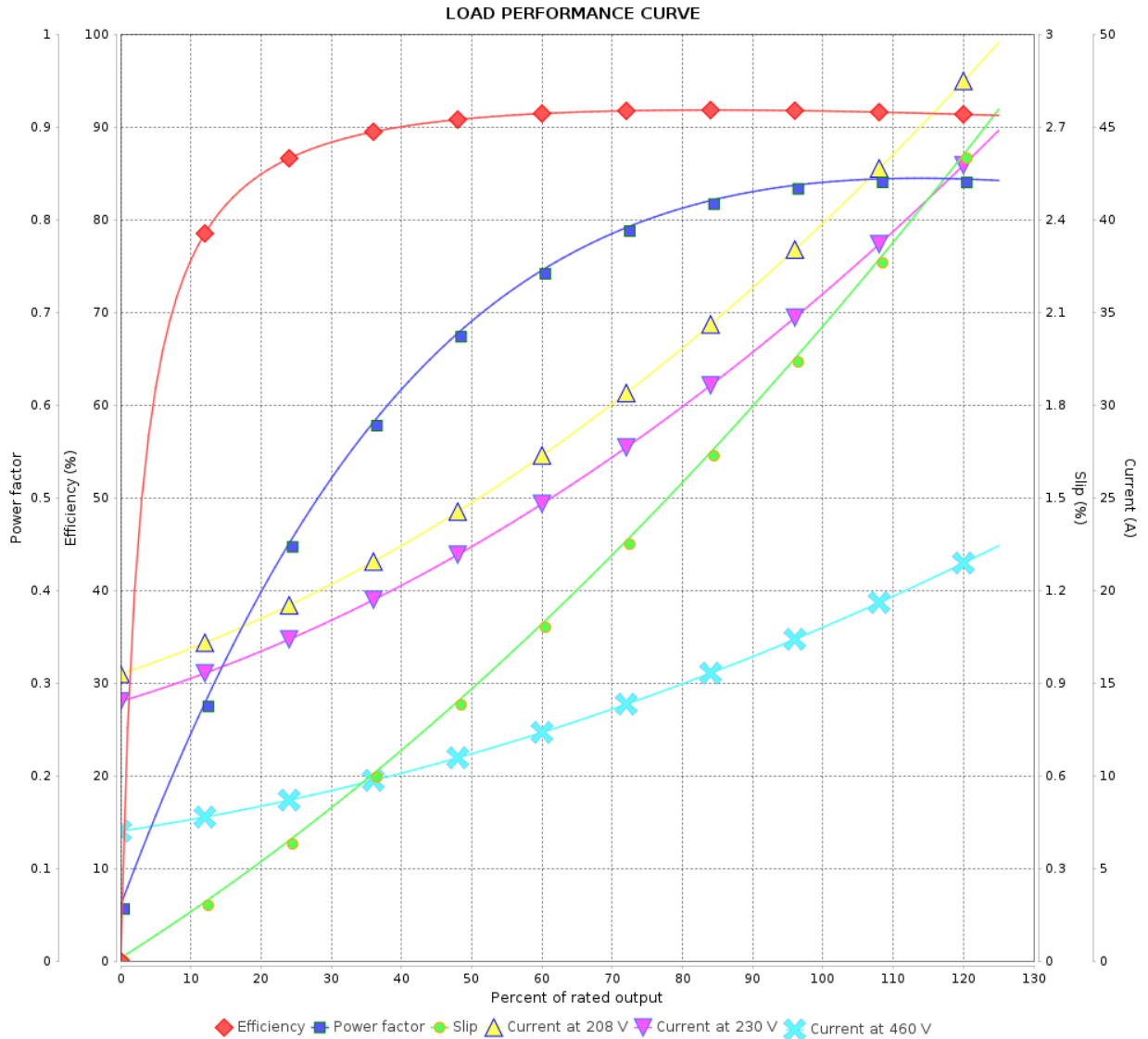
Three Phase Induction Motor - Squirrel Cage



Customer :

Product line : W22 NEMA Premium Efficiency Three-Phase

Product code : 12446750



Performance : 230/460 V 60 Hz 6P

Rated current : 35.8/17.9 A
 LRC : 6.4
 Rated torque : 9.26 kgfm
 Locked rotor torque : 229 %
 Breakdown torque : 260 %
 Rated speed : 1175 rpm

Moment of inertia (J) : 0.3310 kgm²
 Duty cycle : Cont.(S1)
 Insulation class : F
 Service factor : 1.25
 Temperature rise : 80 K
 Design : B

Rev.	Changes Summary	Performed	Checked	Date
Performed by			Page	Revision
Checked by				
Date				

LOAD PERFORMANCE CURVE

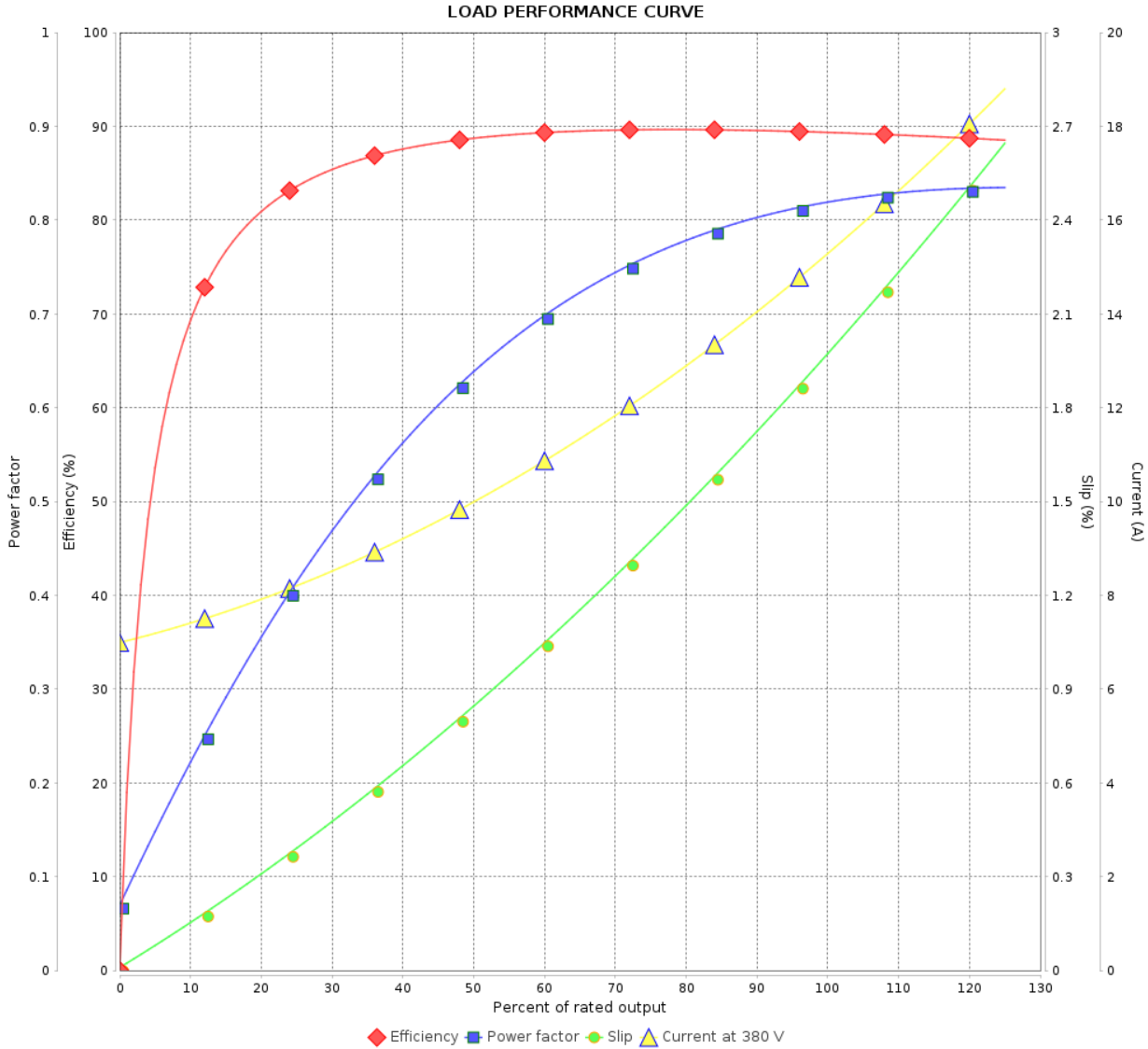
Three Phase Induction Motor - Squirrel Cage



Customer :

Product line : W22 NEMA Premium Efficiency Three-Phase

Product code : 12446750



Performance : 380 V 50 Hz 6P IE3

Rated current : 15.5 A
 LRC : 7.2
 Rated torque : 7.41 kgfm
 Locked rotor torque : 270 %
 Breakdown torque : 300 %
 Rated speed : 980 rpm

Moment of inertia (J) : 0.3310 kgm²
 Duty cycle : Cont.(S1)
 Insulation class : F
 Service factor : 1.25
 Temperature rise : 80 K
 Design : B

Rev.	Changes Summary	Performed	Checked	Date
Performed by			Page	Revision
Checked by				
Date				

LOAD PERFORMANCE CURVE

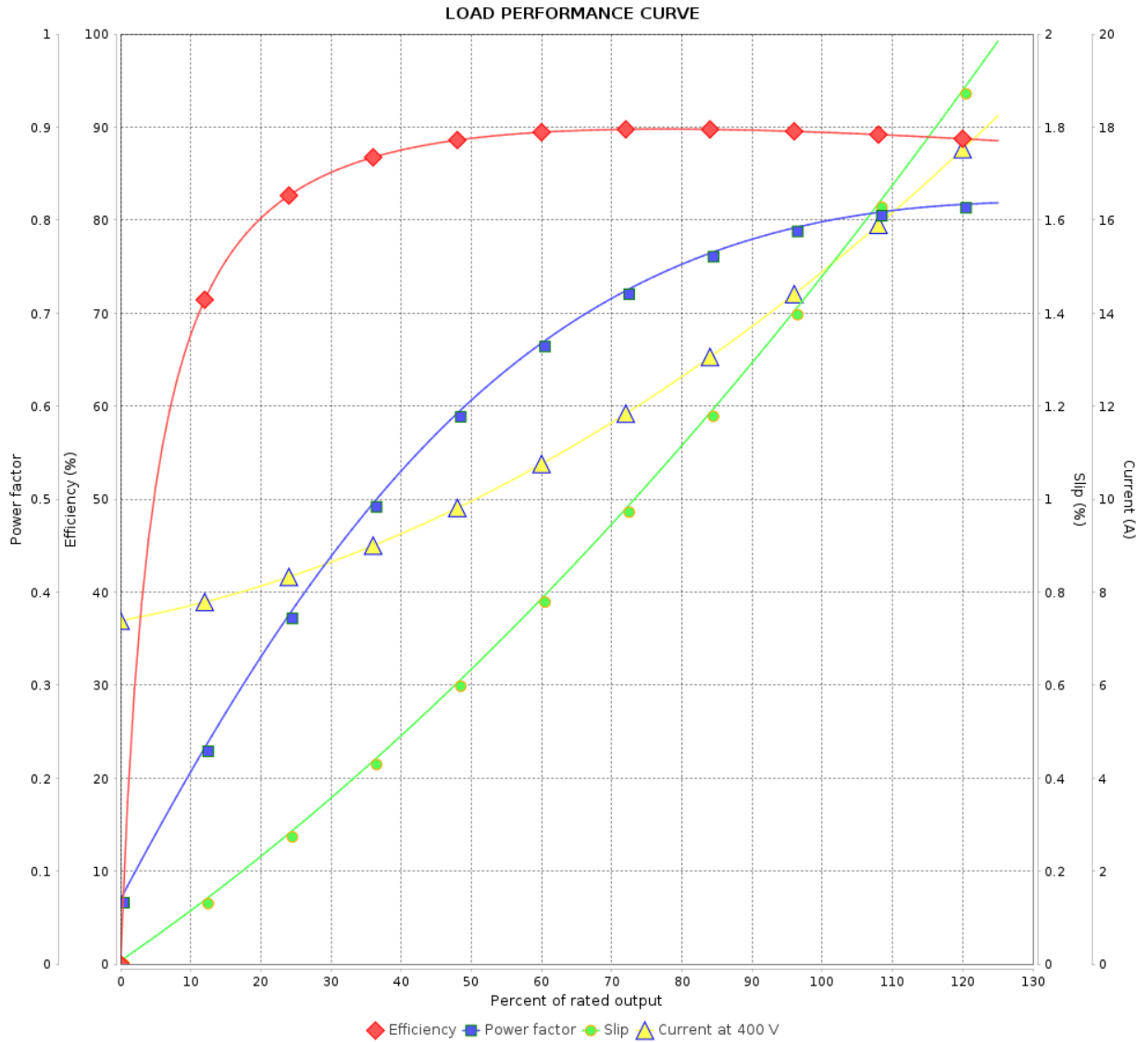
Three Phase Induction Motor - Squirrel Cage



Customer : _____

Product line : W22 NEMA Premium Efficiency Three-Phase

Product code : 12446750



Performance : 400 V 50 Hz 6P IE3

Rated current : 15.1 A
 LRC : 7.9
 Rated torque : 7.37 kgfm
 Locked rotor torque : 300 %
 Breakdown torque : 340 %
 Rated speed : 985 rpm

Moment of inertia (J) : 0.3310 kgm²
 Duty cycle : Cont.(S1)
 Insulation class : F
 Service factor : 1.25
 Temperature rise : 80 K
 Design : B

Rev.	Changes Summary	Performed	Checked	Date
Performed by			Page	Revision
Checked by				
Date				
			5 / 9	

LOAD PERFORMANCE CURVE

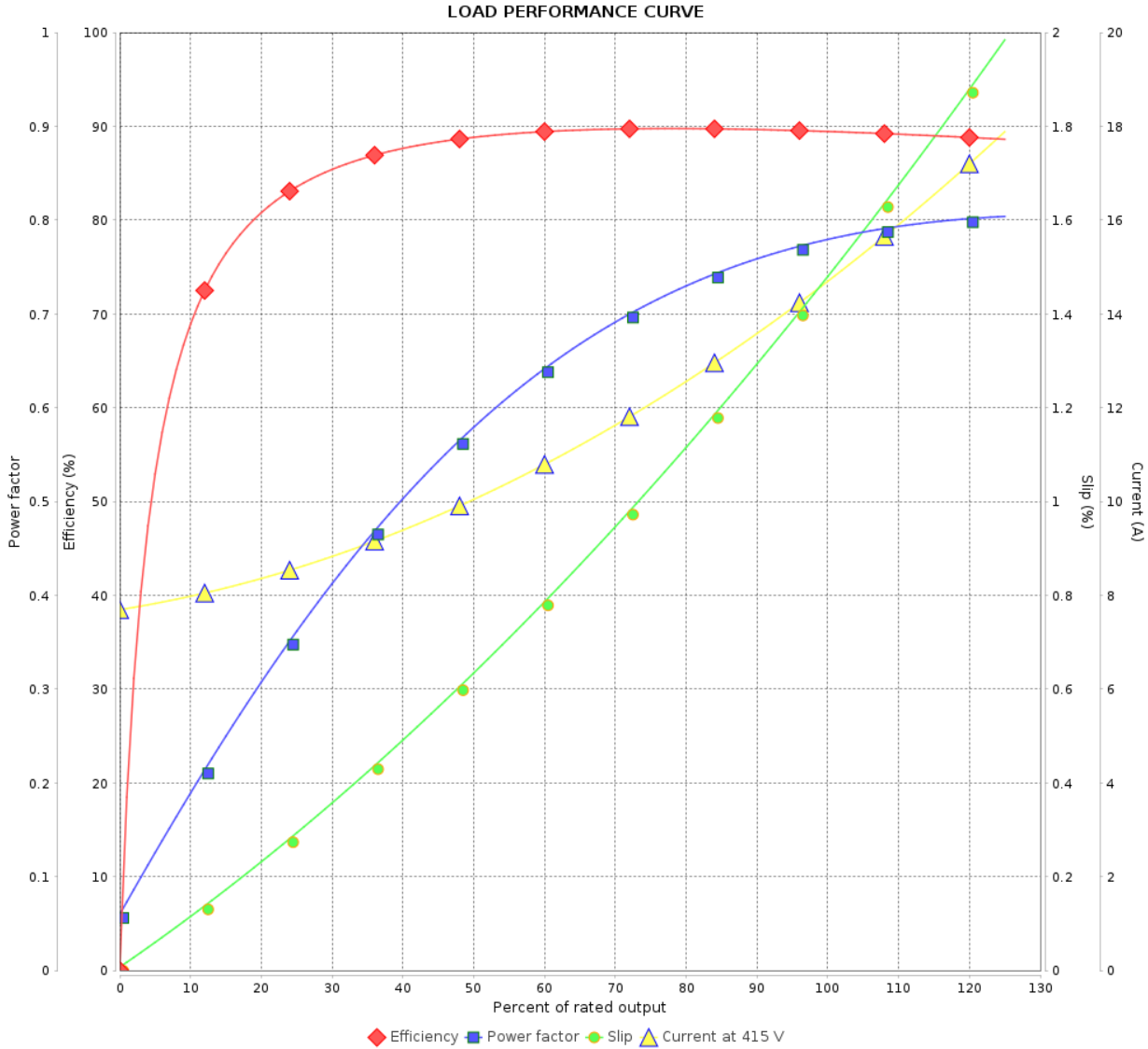
Three Phase Induction Motor - Squirrel Cage



Customer :

Product line : W22 NEMA Premium Efficiency Three-Phase

Product code : 12446750



Performance : 415 V 50 Hz 6P IE3

Rated current : 15.0 A
 LRC : 8.3
 Rated torque : 7.37 kgfm
 Locked rotor torque : 330 %
 Breakdown torque : 360 %
 Rated speed : 985 rpm

Moment of inertia (J) : 0.3310 kgm²
 Duty cycle : Cont.(S1)
 Insulation class : F
 Service factor : 1.25
 Temperature rise : 80 K
 Design : B

Rev.	Changes Summary	Performed	Checked	Date
Performed by			Page	Revision
Checked by				
Date				

LOAD PERFORMANCE CURVE

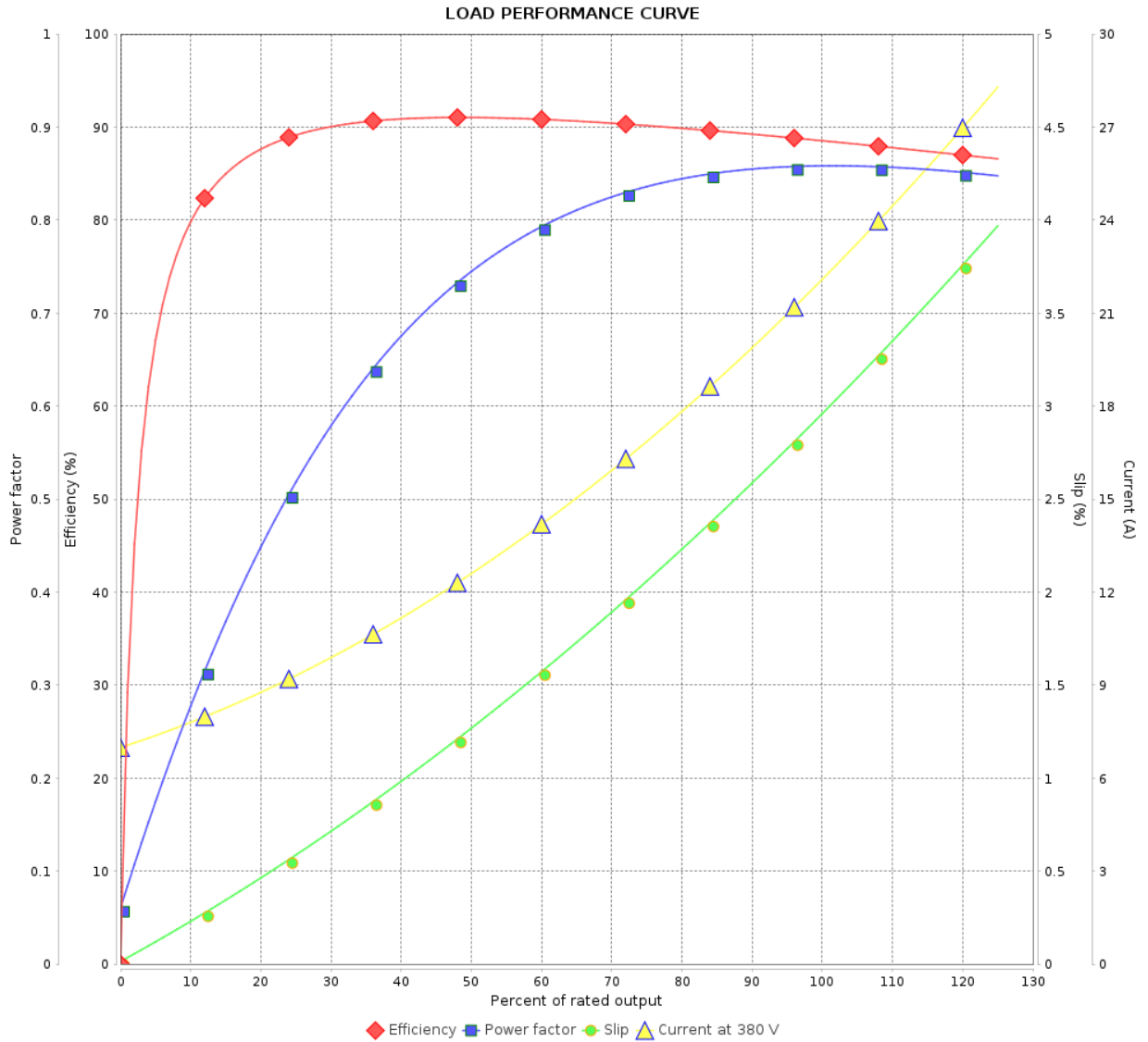
Three Phase Induction Motor - Squirrel Cage



Customer : _____

Product line : W22 NEMA Premium Efficiency Three-Phase

Product code : 12446750



Performance : 380 V 50 Hz 6P IE1

Rated current : 22.0 A
 LRC : 4.7
 Rated torque : 11.2 kgfm
 Locked rotor torque : 170 %
 Breakdown torque : 200 %
 Rated speed : 970 rpm

Moment of inertia (J) : 0.3310 kgm²
 Duty cycle : Cont.(S1)
 Insulation class : F
 Service factor : 1.00
 Temperature rise : 80 K
 Design : B

Rev.	Changes Summary	Performed	Checked	Date
Performed by			Page	Revision
Checked by				
Date				

LOAD PERFORMANCE CURVE

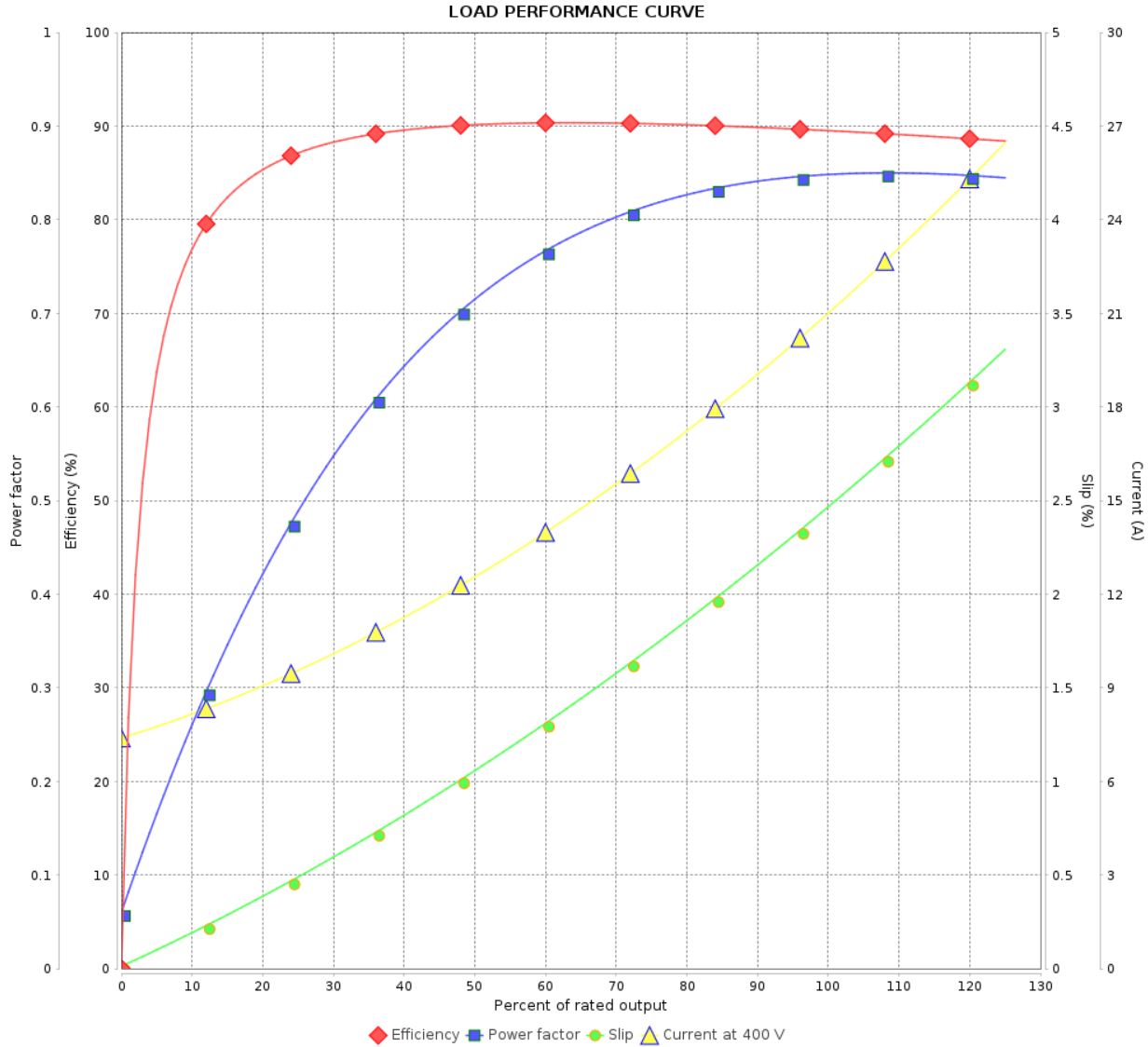
Three Phase Induction Motor - Squirrel Cage



Customer :

Product line : W22 NEMA Premium Efficiency Three-Phase

Product code : 12446750



Performance : 400 V 50 Hz 6P IE2

Rated current : 20.9 A
 LRC : 5.3
 Rated torque : 11.2 kgfm
 Locked rotor torque : 200 %
 Breakdown torque : 229 %
 Rated speed : 975 rpm

Moment of inertia (J) : 0.3310 kgm²
 Duty cycle : Cont.(S1)
 Insulation class : F
 Service factor : 1.15
 Temperature rise : 80 K
 Design : B

Rev.	Changes Summary	Performed	Checked	Date
Performed by			Page 8 / 9	Revision
Checked by				
Date	19/05/2024			

LOAD PERFORMANCE CURVE

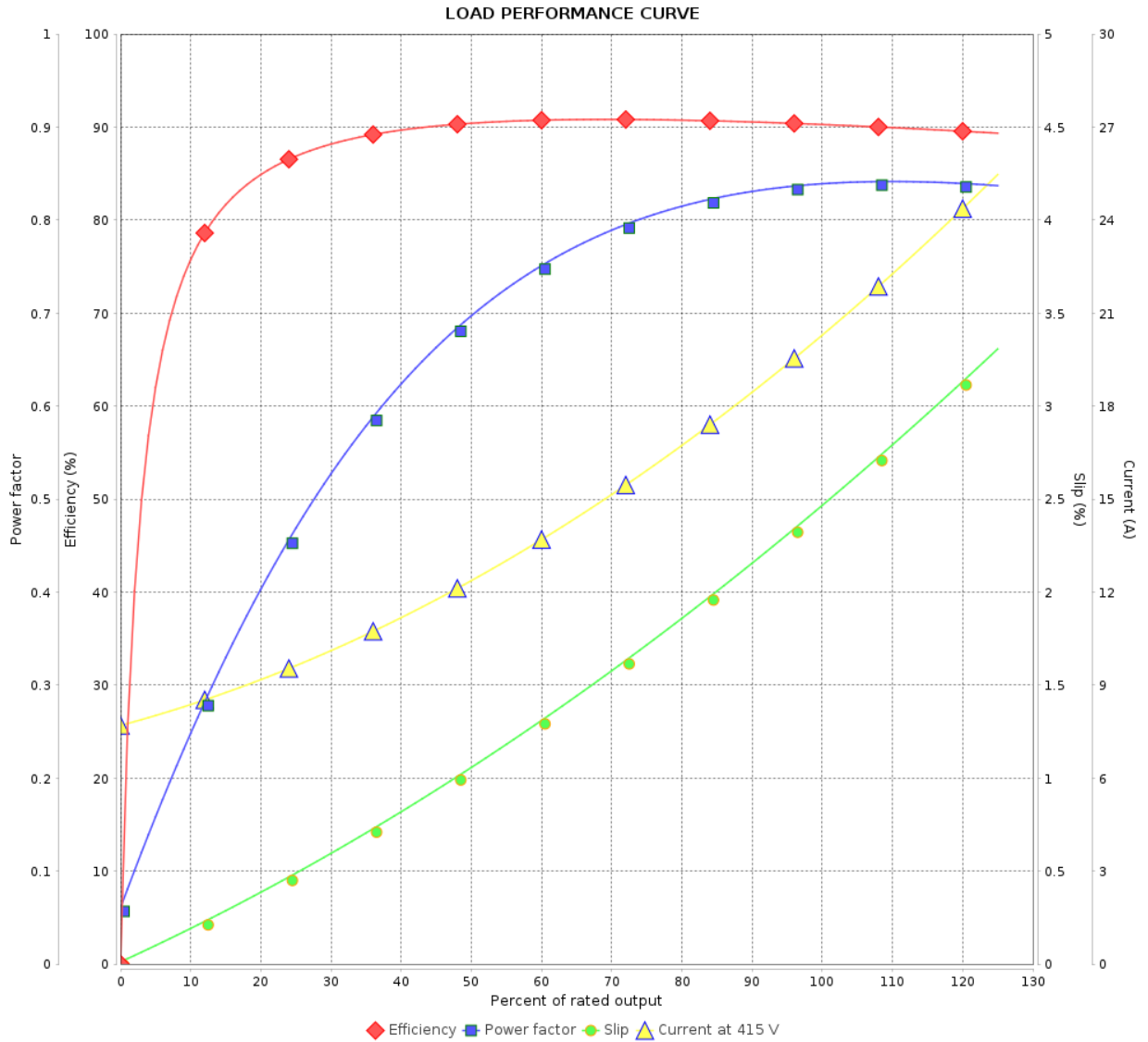
Three Phase Induction Motor - Squirrel Cage



Customer : _____

Product line : W22 NEMA Premium Efficiency Three-Phase

Product code : 12446750



Performance : 415 V 50 Hz 6P IE2

Rated current : 20.2 A
 LRC : 5.8
 Rated torque : 11.2 kgfm
 Locked rotor torque : 220 %
 Breakdown torque : 250 %
 Rated speed : 975 rpm

Moment of inertia (J) : 0.3310 kgm²
 Duty cycle : Cont.(S1)
 Insulation class : F
 Service factor : 1.15
 Temperature rise : 80 K
 Design : B

Rev.	Changes Summary	Performed	Checked	Date
Performed by			Page	Revision
Checked by				
Date				