

DATA SHEET



Three Phase Induction Motor - Squirrel Cage

Customer :							
Product line	: W22 NEMA Premium Efficiency Three-Phase	Product code :	12003523				
Frame	: 444/5TC	Cooling method	: IC411 - TEFC				
Insulation class	: F	Mounting	: F-1				
Duty cycle	: Cont.(S1)	Rotation ¹	: Both (CW and CCW)				
Ambient temperature	: -20°C to +40°C	Starting method	: Direct On Line				
Altitude	: 1000 m.a.s.l.	Approx. weight ²	: 709 kg				
Protection degree	: IP55	Moment of inertia (J)	: 2.41 kgm ²				
Design	: B						
Output [HP]	125	100	100	100	125	125	125
Poles	4	4	4	4	4	4	4
Frequency [Hz]	60	50	50	50	50	50	50
Rated voltage [V]	230/460	380	400	415	380	400	415
Rated current [A]	279/139	141	136	132	168	162	155
L. R. Amperes [A]	1811/905	903	950	1004	858	922	977
LRC [A]	6.5x(Code G)	6.4x(Code G)	7.0x(Code H)	7.6x(Code J)	5.1x(Code E)	5.7x(Code F)	6.3x(Code G)
No load current [A]	92.0/46.0	46.0	49.0	52.0	44.0	49.0	52.0
Rated speed [RPM]	1785	1485	1485	1487	1480	1482	1483
Slip [%]	0.83	1.00	1.00	0.87	1.33	1.20	1.13
Rated torque [kgfm]	50.8	48.9	48.9	48.8	61.3	61.2	61.2
Locked rotor torque [%]	200	190	220	240	160	180	190
Breakdown torque [%]	229	229	260	280	200	200	220
Service factor	1.15	1.00	1.00	1.00	1.00	1.00	1.00
Temperature rise	80 K	80 K	80 K	80 K	80 K	80 K	80 K
Locked rotor time	48s (cold) 27s (hot)	32s (cold) 18s (hot)	32s (cold) 18s (hot)	32s (cold) 18s (hot)	32s (cold) 18s (hot)	32s (cold) 18s (hot)	32s (cold) 18s (hot)
Noise level ²	73.0 dB(A)	69.0 dB(A)	69.0 dB(A)	69.0 dB(A)	69.0 dB(A)	69.0 dB(A)	69.0 dB(A)
Efficiency (%)	25%						
	50%	95.0	94.7	94.6	94.3	95.0	95.0
	75%	95.4	95.1	95.1	95.1	95.0	95.0
	100%	95.4	95.0	95.0	95.2	94.5	94.5
Power Factor	25%						
	50%	0.74	0.73	0.69	0.67	0.79	0.76
	75%	0.82	0.82	0.80	0.78	0.84	0.83
	100%	0.85	0.85	0.84	0.83	0.86	0.85
Losses at normative operating points (speed;torque), in percentage of rated output power							
Losses (%)	P1 (0,9;1,0)	4.5	4.9	4.9	4.7	5.5	4.9
	P2 (0,5;1,0)	3.4	3.7	3.7	3.5	4.1	3.7
	P3 (0,25;1,0)	3.0	3.3	3.3	3.1	3.6	3.3
	P4 (0,9;0,5)	2.4	2.6	2.6	2.5	2.9	2.6
	P5 (0,5;0,5)	1.4	1.5	1.5	1.5	1.7	1.5
	P6 (0,5;0,25)	0.9	1.0	1.0	1.0	1.1	1.0
	P7 (0,25;0,25)	0.6	0.6	0.6	0.6	0.7	0.6
Bearing type	: Drive end 6319 C3	Non drive end 6316 C3	Foundation loads				
Sealing	: Viton	Viton	Max. traction	: 822 kgf			
	Oil Seal	Oil Seal	Max. compression	: 1531 kgf			
Lubrication interval	: 8000 h	10000 h					
Lubricant amount	: 45 g	34 g					
Lubricant type	: Mobil Polyrex EM						
Rev.	Changes Summary			Performed	Checked	Date	
Performed by							
Checked by					Page	Revision	
Date	18/03/2024				1 / 9		

DATA SHEET

Three Phase Induction Motor - Squirrel Cage



Customer : _____

Notes
USABLE @208V 307A SF 1.00 SFA 307A

Rev.	Changes Summary	Performed	Checked	Date
Performed by				
Checked by			Page	Revision
Date	18/03/2024		2 / 9	

LOAD PERFORMANCE CURVE

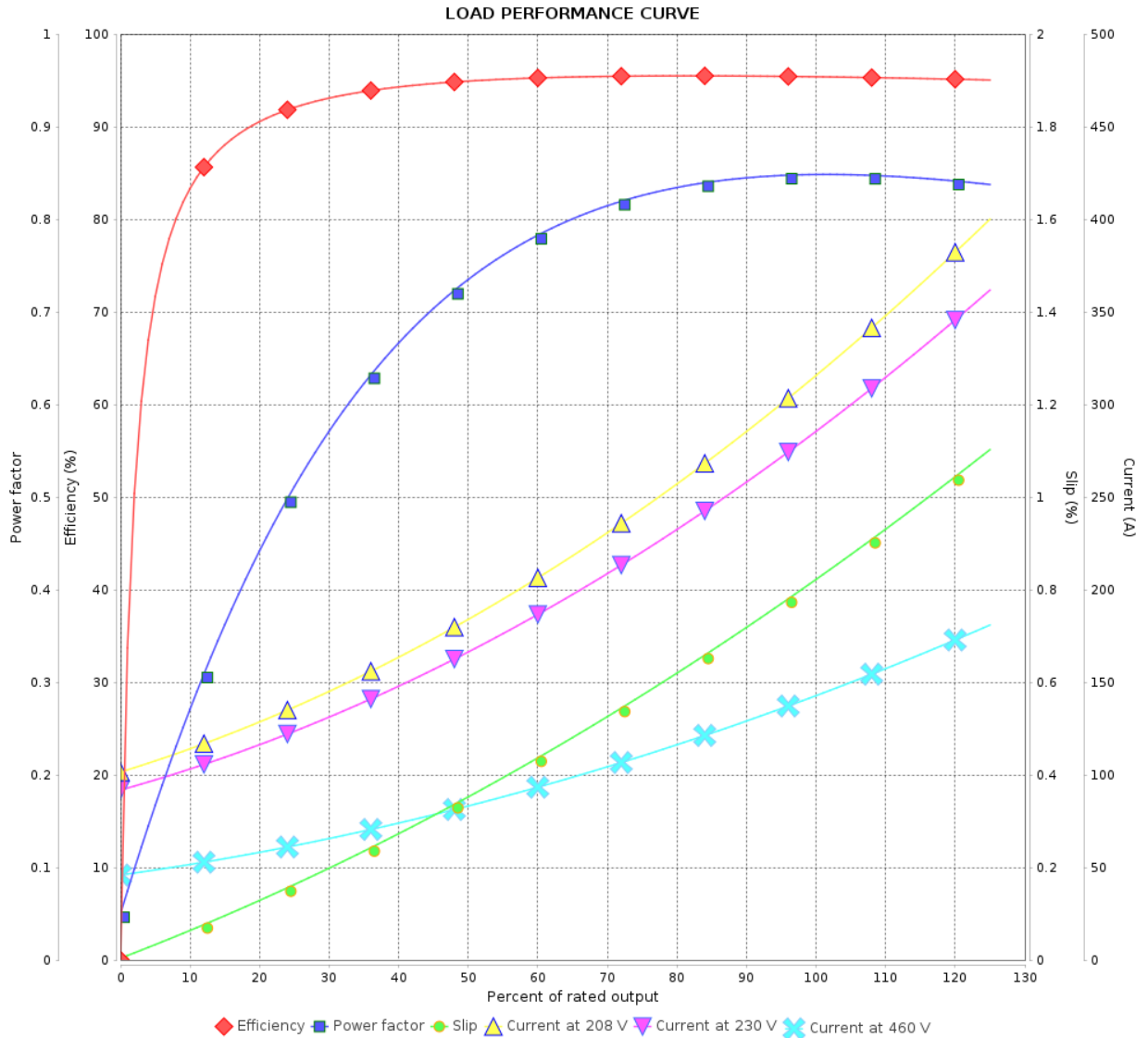
Three Phase Induction Motor - Squirrel Cage



Customer : _____

Product line : W22 NEMA Premium Efficiency Three-Phase

Product code : 12003523



Performance : 230/460 V 60 Hz 4P

Rated current : 279/139 A
 LRC : 6.5
 Rated torque : 50.8 kgfm
 Locked rotor torque : 200 %
 Breakdown torque : 229 %
 Rated speed : 1785 rpm

Moment of inertia (J) : 2.41 kgm²
 Duty cycle : Cont.(S1)
 Insulation class : F
 Service factor : 1.15
 Temperature rise : 80 K
 Design : B

Rev.	Changes Summary	Performed	Checked	Date
Performed by		Page		Revision
Checked by		3 / 9		
Date		18/03/2024		

LOAD PERFORMANCE CURVE

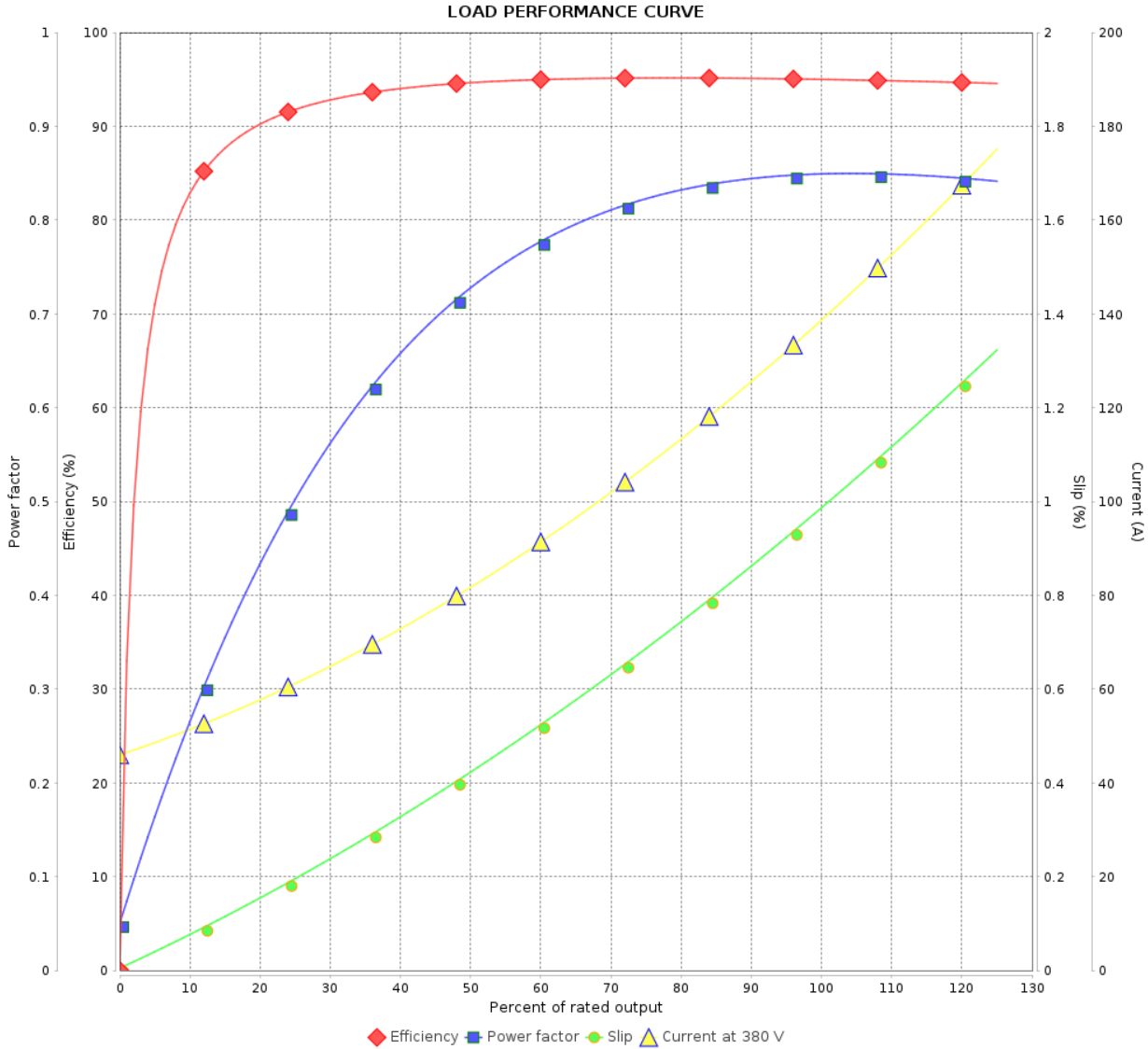
Three Phase Induction Motor - Squirrel Cage



Customer :

Product line : W22 NEMA Premium Efficiency Three-Phase

Product code : 12003523



Performance : 380 V 50 Hz 4P IE3

Rated current	: 141 A	Moment of inertia (J)	: 2.41 kgm ²
LRC	: 6.4	Duty cycle	: Cont.(S1)
Rated torque	: 48.9 kgfm	Insulation class	: F
Locked rotor torque	: 190 %	Service factor	: 1.00
Breakdown torque	: 229 %	Temperature rise	: 80 K
Rated speed	: 1485 rpm	Design	: B

Rev.	Changes Summary	Performed	Checked	Date
Performed by			Page 4 / 9	Revision
Checked by				
Date	18/03/2024			

LOAD PERFORMANCE CURVE

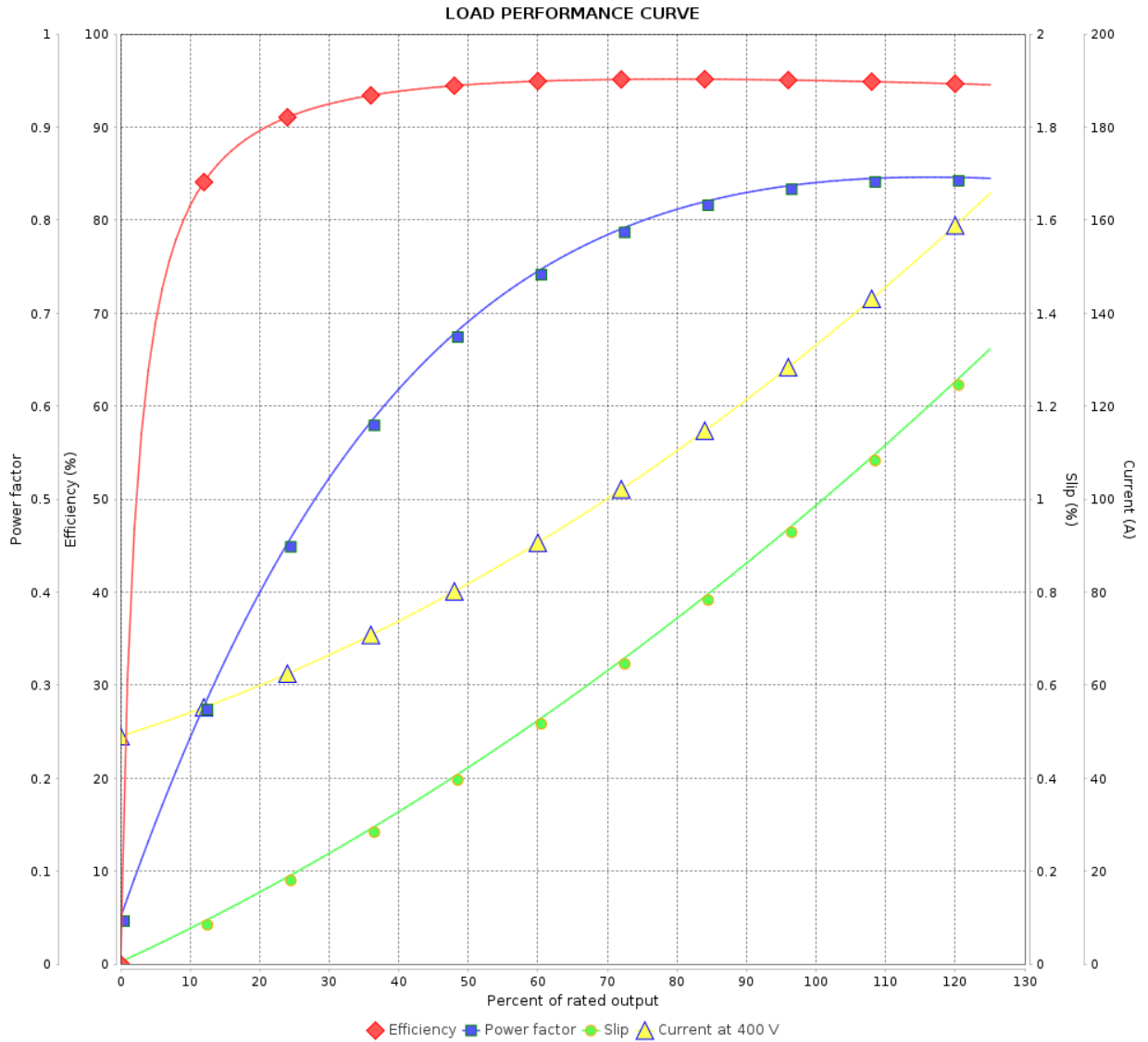
Three Phase Induction Motor - Squirrel Cage



Customer : _____

Product line : W22 NEMA Premium Efficiency Three-Phase

Product code : 12003523



Performance : 400 V 50 Hz 4P IE3

Rated current : 136 A
 LRC : 7.0
 Rated torque : 48.9 kgfm
 Locked rotor torque : 220 %
 Breakdown torque : 260 %
 Rated speed : 1485 rpm

Moment of inertia (J) : 2.41 kgm²
 Duty cycle : Cont.(S1)
 Insulation class : F
 Service factor : 1.00
 Temperature rise : 80 K
 Design : B

Rev.	Changes Summary	Performed	Checked	Date
Performed by			Page	Revision
Checked by				
Date				

LOAD PERFORMANCE CURVE

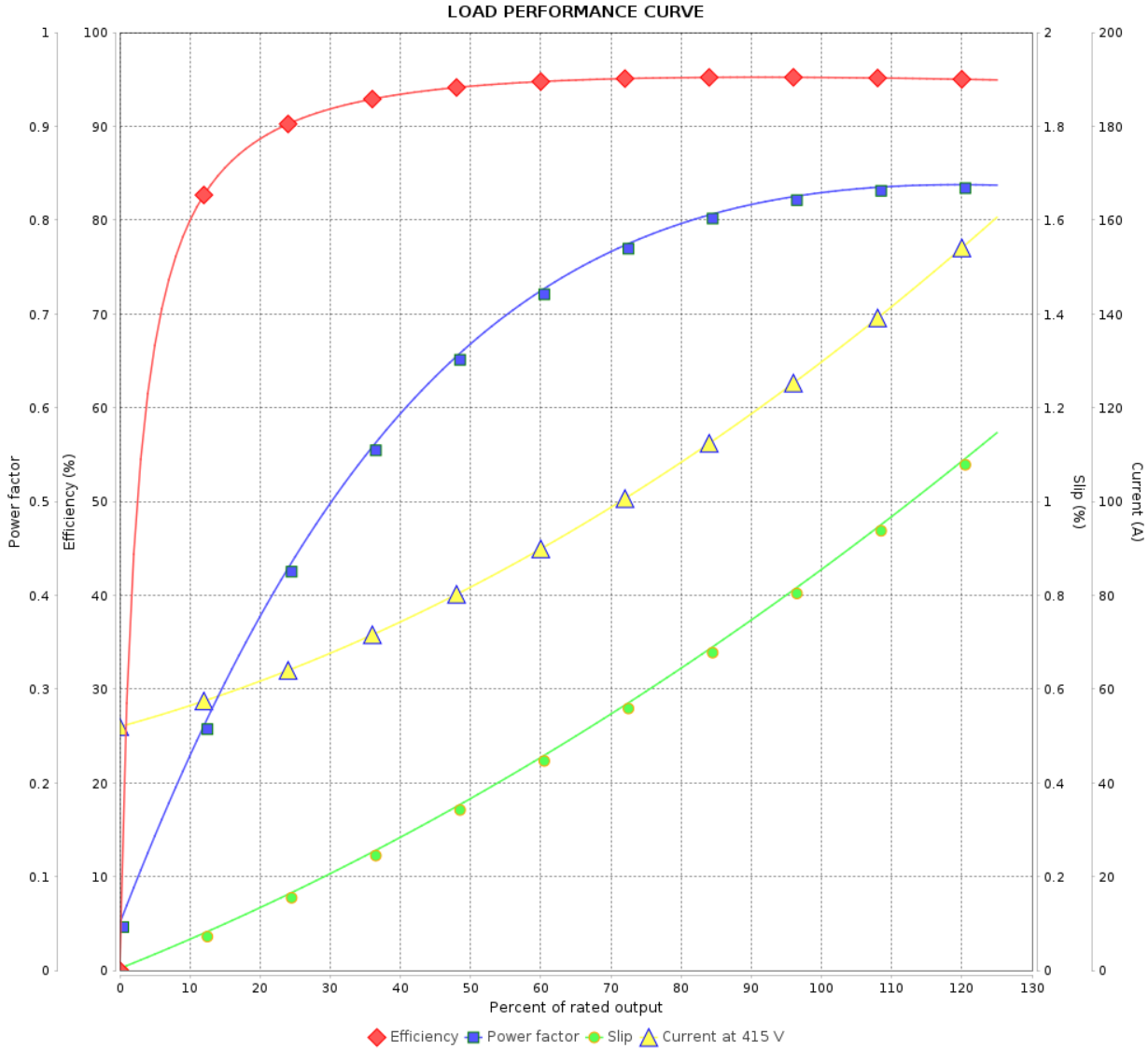
Three Phase Induction Motor - Squirrel Cage



Customer : _____

Product line : W22 NEMA Premium Efficiency Three-Phase

Product code : 12003523



Performance : 415 V 50 Hz 4P IE3

Rated current : 132 A	Moment of inertia (J) : 2.41 kgm ²
LRC : 7.6	Duty cycle : Cont.(S1)
Rated torque : 48.8 kgfm	Insulation class : F
Locked rotor torque : 240 %	Service factor : 1.00
Breakdown torque : 280 %	Temperature rise : 80 K
Rated speed : 1487 rpm	Design : B

Rev.	Changes Summary	Performed	Checked	Date
Performed by			Page 6 / 9	Revision
Checked by				
Date	18/03/2024			

LOAD PERFORMANCE CURVE

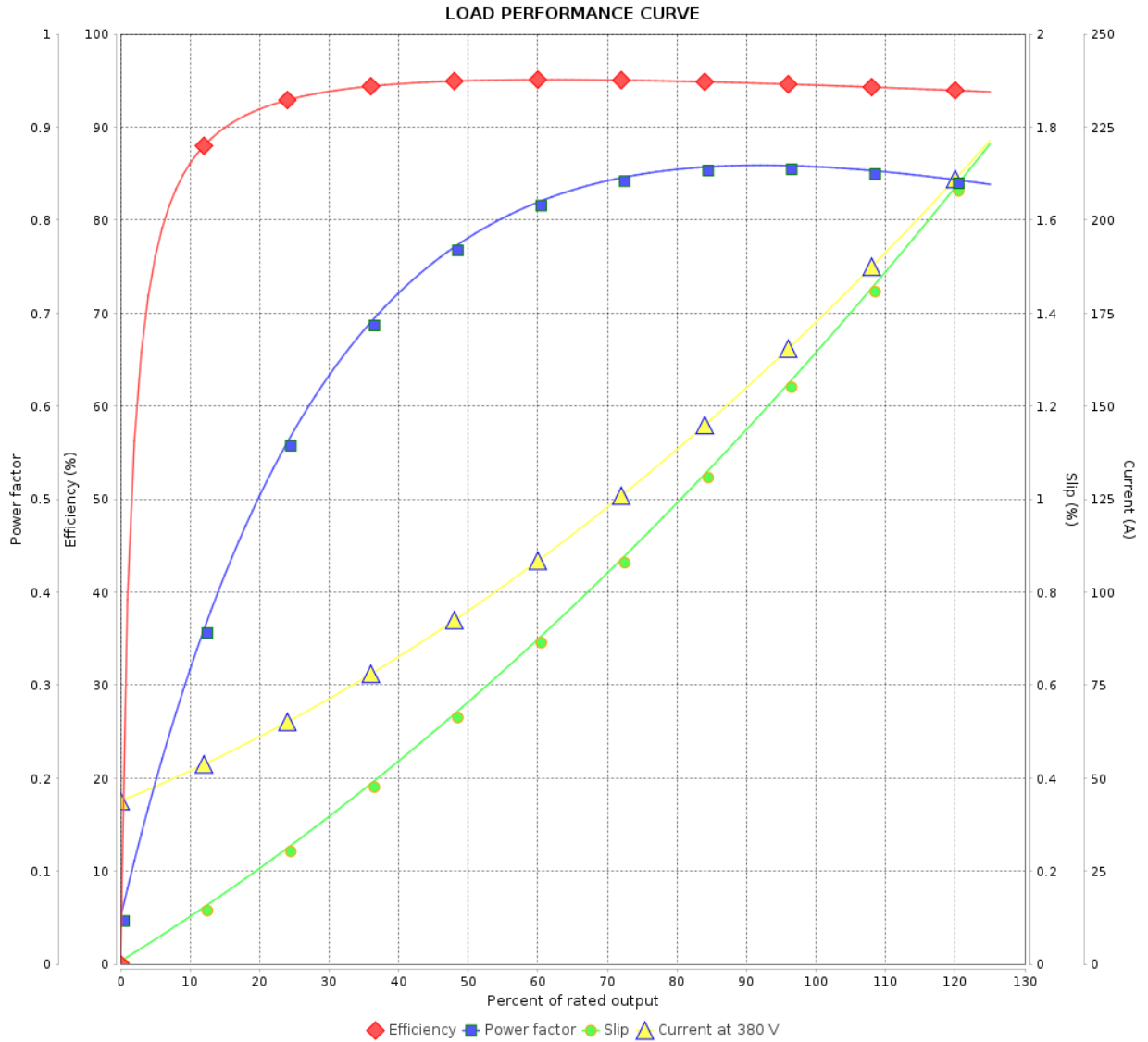
Three Phase Induction Motor - Squirrel Cage



Customer :

Product line : W22 NEMA Premium Efficiency Three-Phase

Product code : 12003523



Performance : 380 V 50 Hz 4P IE2

Rated current : 168 A
 LRC : 5.1
 Rated torque : 61.3 kgfm
 Locked rotor torque : 160 %
 Breakdown torque : 200 %
 Rated speed : 1480 rpm

Moment of inertia (J) : 2.41 kgm²
 Duty cycle : Cont.(S1)
 Insulation class : F
 Service factor : 1.00
 Temperature rise : 80 K
 Design : B

Rev.	Changes Summary	Performed	Checked	Date
Performed by			Page	Revision
Checked by				
Date				

LOAD PERFORMANCE CURVE

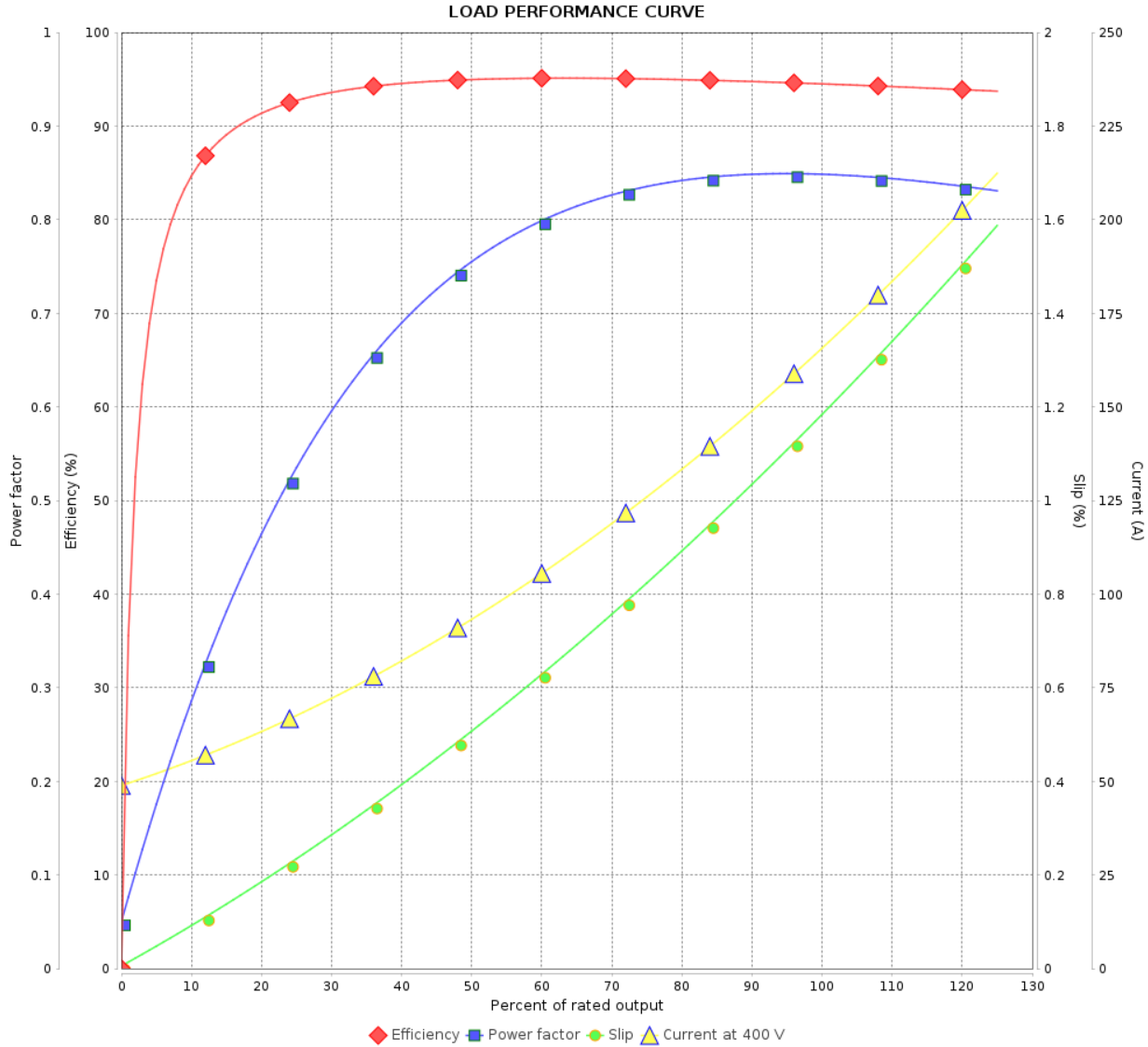
Three Phase Induction Motor - Squirrel Cage



Customer : _____

Product line : W22 NEMA Premium Efficiency Three-Phase

Product code : 12003523



Performance : 400 V 50 Hz 4P IE2

Rated current : 162 A	Moment of inertia (J) : 2.41 kgm ²
LRC : 5.7	Duty cycle : Cont.(S1)
Rated torque : 61.2 kgfm	Insulation class : F
Locked rotor torque : 180 %	Service factor : 1.00
Breakdown torque : 200 %	Temperature rise : 80 K
Rated speed : 1482 rpm	Design : B

Rev.	Changes Summary	Performed	Checked	Date
Performed by			Page	Revision
Checked by				
Date				

LOAD PERFORMANCE CURVE

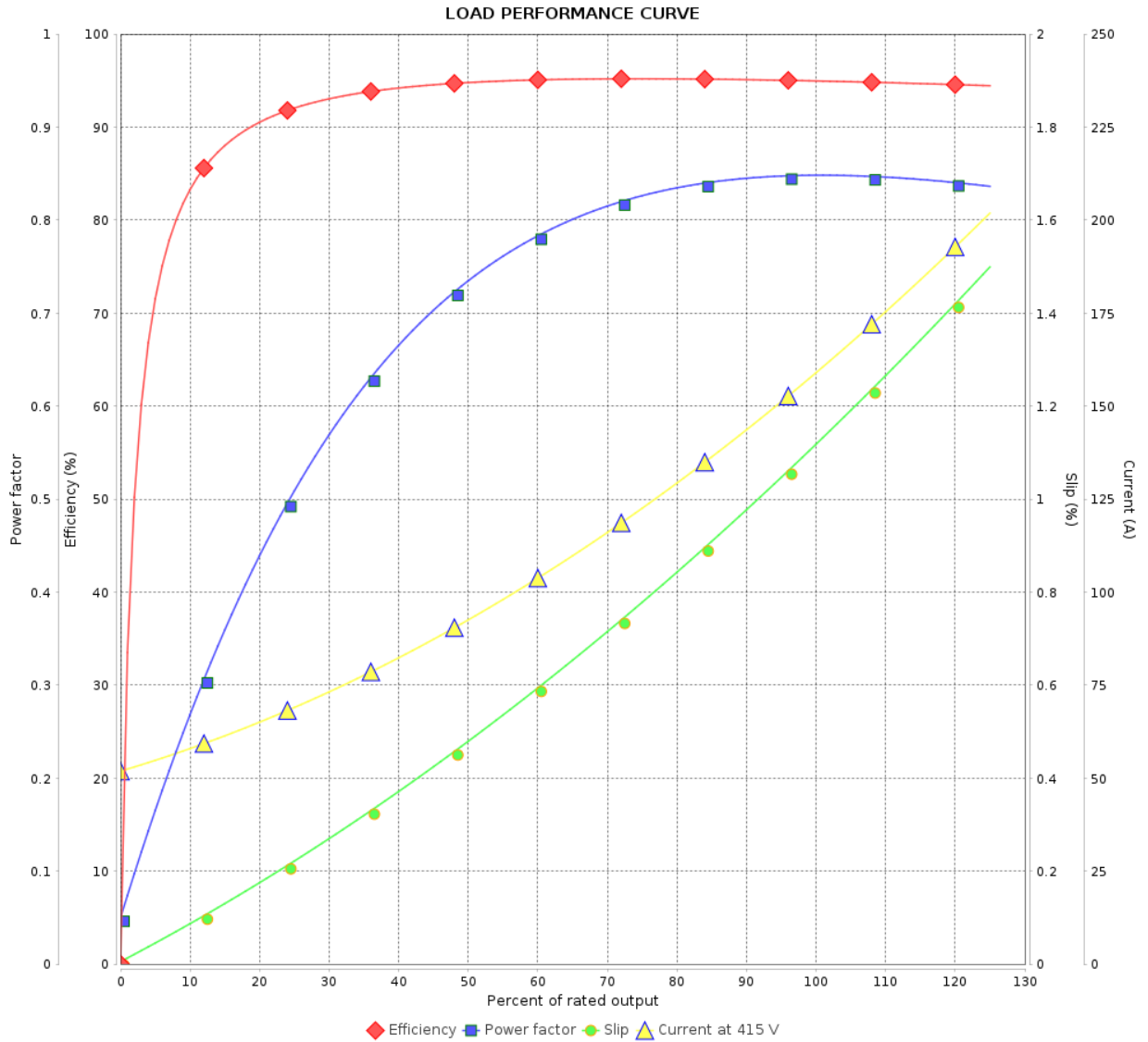
Three Phase Induction Motor - Squirrel Cage



Customer : _____

Product line : W22 NEMA Premium Efficiency Three-Phase

Product code : 12003523



Performance : 415 V 50 Hz 4P IE2

Rated current : 155 A
 LRC : 6.3
 Rated torque : 61.2 kgfm
 Locked rotor torque : 190 %
 Breakdown torque : 220 %
 Rated speed : 1483 rpm

Moment of inertia (J) : 2.41 kgm²
 Duty cycle : Cont.(S1)
 Insulation class : F
 Service factor : 1.00
 Temperature rise : 80 K
 Design : B

Rev.	Changes Summary	Performed	Checked	Date
Performed by			Page	Revision
Checked by				
Date				