

DATA SHEET



Three Phase Induction Motor - Squirrel Cage

Customer :							
Product line	: W22 NEMA Premium Efficiency Three-Phase						
Product code :	11165603						
Frame	: 504/5T						
Insulation class	: F						
Duty cycle	: Cont.(S1)						
Ambient temperature	: -20°C to +40°C						
Altitude	: 1000 m.a.s.l.						
Protection degree	: IP55						
Design	: B						
Cooling method	: IC411 - TEFC						
Mounting	: F-1						
Rotation ¹	: Both (CW and CCW)						
Starting method	: Direct On Line						
Approx. weight ³	: 1198 kg						
Moment of inertia (J)	: 6.09 kgm ²						
Output [HP]	200	175	175	175	200	200	200
Poles	6	6	6	6	6	6	6
Frequency [Hz]	60	50	50	50	50	50	50
Rated voltage [V]	230/460	380	400	415	380	400	415
Rated current [A]	474/237	247	241	235	284	271	265
L. R. Amperes [A]	2936/1468	1360	1492	1596	1419	1492	1588
LRC [A]	6.2x(Code G)	5.5x(Code F)	6.2x(Code G)	6.8x(Code H)	5.0x(Code E)	5.5x(Code F)	6.0x(Code G)
No load current [A]	160/80.0	81.0	86.0	91.0	81.0	86.0	91.0
Rated speed [RPM]	1190	985	990	990	985	990	990
Slip [%]	0.83	1.50	1.00	1.00	1.50	1.00	1.00
Rated torque [kgfm]	122	129	128	128	147	147	147
Locked rotor torque [%]	200	190	220	240	170	190	210
Breakdown torque [%]	220	210	240	250	180	210	220
Service factor	1.15	1.00	1.00	1.00	1.00	1.00	1.00
Temperature rise	80 K	105 K	80 K	80 K	105 K	105 K	105 K
Locked rotor time	37s (cold) 21s (hot)	27s (cold) 15s (hot)	27s (cold) 15s (hot)	27s (cold) 15s (hot)	27s (cold) 15s (hot)	27s (cold) 15s (hot)	27s (cold) 15s (hot)
Noise level ²	70.0 dB(A)	67.0 dB(A)	67.0 dB(A)	67.0 dB(A)	67.0 dB(A)	67.0 dB(A)	67.0 dB(A)
Efficiency (%)	25%						
	50%	95.0	94.8	94.5	94.4	95.0	95.0
	75%	95.4	95.1	95.1	95.1	95.0	95.0
	100%	95.8	95.4	95.4	95.4	94.5	95.0
Power Factor	25%						
	50%	0.70	0.71	0.67	0.65	0.76	0.72
	75%	0.80	0.82	0.79	0.78	0.83	0.81
	100%	0.83	0.85	0.83	0.82	0.85	0.84
Losses at normative operating points (speed;torque), in percentage of rated output power							
Losses (%)	P1 (0,9;1,0)	4.5	5.0	5.0	5.0	6.0	5.5
	P2 (0,5;1,0)	3.7	4.0	4.0	4.0	4.9	4.4
	P3 (0,25;1,0)	3.3	3.6	3.6	3.6	4.3	3.9
	P4 (0,9;0,5)	2.3	2.5	2.5	2.5	3.0	2.7
	P5 (0,5;0,5)	1.5	1.7	1.7	1.7	2.1	1.9
	P6 (0,5;0,25)	1.1	1.2	1.2	1.2	1.4	1.3
	P7 (0,25;0,25)	0.7	0.7	0.7	0.7	0.9	0.8
Bearing type	: Drive end : NU-319 C3	Non drive end : 6316 C3	Foundation loads				
Sealing	: WSeal	WSeal	Max. traction : 1940 kgf				
Lubrication interval	: 9000 h	16000 h	Max. compression : 3138 kgf				
Lubricant amount	: 45 g	34 g					
Lubricant type	: Mobil Polyrex EM						
This revision replaces and cancel the previous one, which must be eliminated. (1) Looking the motor from the shaft end.				These are average values based on tests with sinusoidal power supply, subject to the tolerances stipulated in NEMA MG-1.			
Rev.	Changes Summary			Performed	Checked	Date	
Performed by							
Checked by						Page	Revision
Date	13/01/2024					1 / 9	

DATA SHEET

Three Phase Induction Motor - Squirrel Cage



Customer : _____

Notes
USABLE @208V 524A SF 1.00 SFA 524A

Rev.	Changes Summary	Performed	Checked	Date
Performed by				
Checked by			Page	Revision
Date	13/01/2024		2 / 9	

LOAD PERFORMANCE CURVE

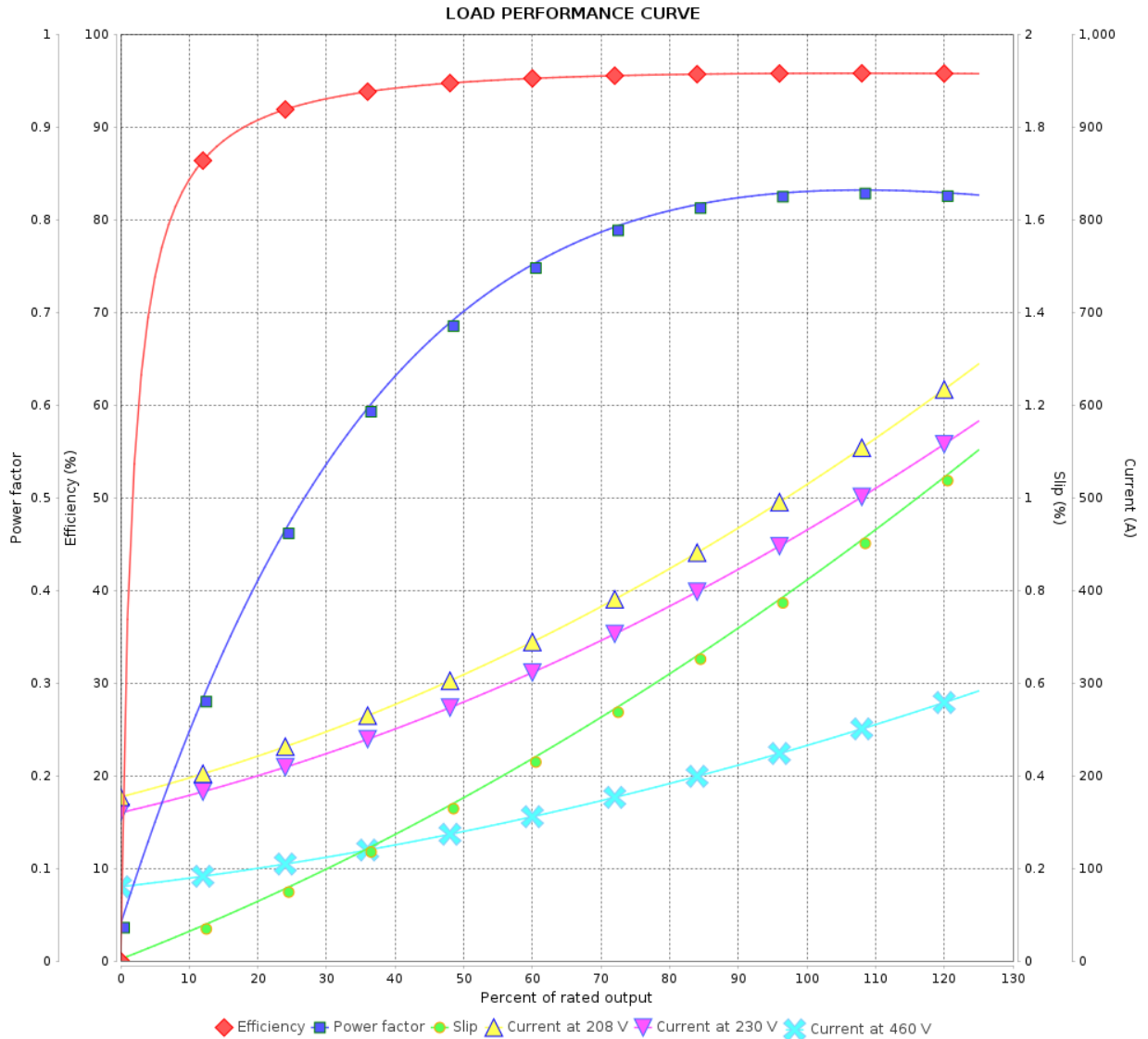
Three Phase Induction Motor - Squirrel Cage



Customer :

Product line : W22 NEMA Premium Efficiency Three-Phase

Product code : 11165603



Performance : 230/460 V 60 Hz 6P

Rated current : 474/237 A
 LRC : 6.2
 Rated torque : 122 kgfm
 Locked rotor torque : 200 %
 Breakdown torque : 220 %
 Rated speed : 1190 rpm

Moment of inertia (J) : 6.09 kgm²
 Duty cycle : Cont.(S1)
 Insulation class : F
 Service factor : 1.15
 Temperature rise : 80 K
 Design : B

Rev.	Changes Summary	Performed	Checked	Date
Performed by			Page	Revision
Checked by				
Date				

LOAD PERFORMANCE CURVE

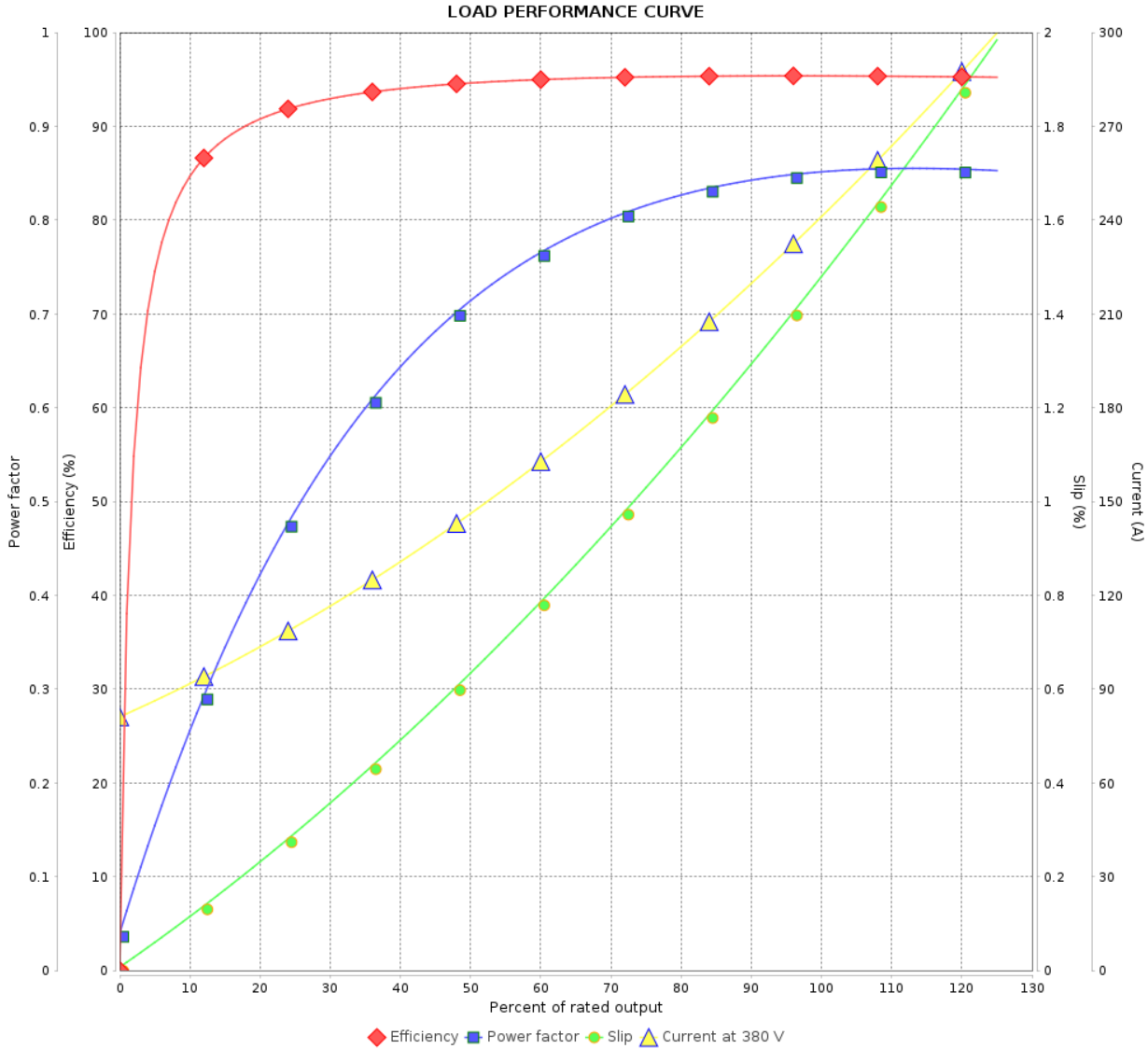
Three Phase Induction Motor - Squirrel Cage



Customer : _____

Product line : W22 NEMA Premium Efficiency Three-Phase

Product code : 11165603



Performance : 380 V 50 Hz 6P IE3

Rated current : 247 A
 LRC : 5.5
 Rated torque : 129 kgfm
 Locked rotor torque : 190 %
 Breakdown torque : 210 %
 Rated speed : 985 rpm

Moment of inertia (J) : 6.09 kgm²
 Duty cycle : Cont.(S1)
 Insulation class : F
 Service factor : 1.00
 Temperature rise : 105 K
 Design : B

Rev.	Changes Summary	Performed	Checked	Date
Performed by			Page 4 / 9	Revision
Checked by				
Date	13/01/2024			

LOAD PERFORMANCE CURVE

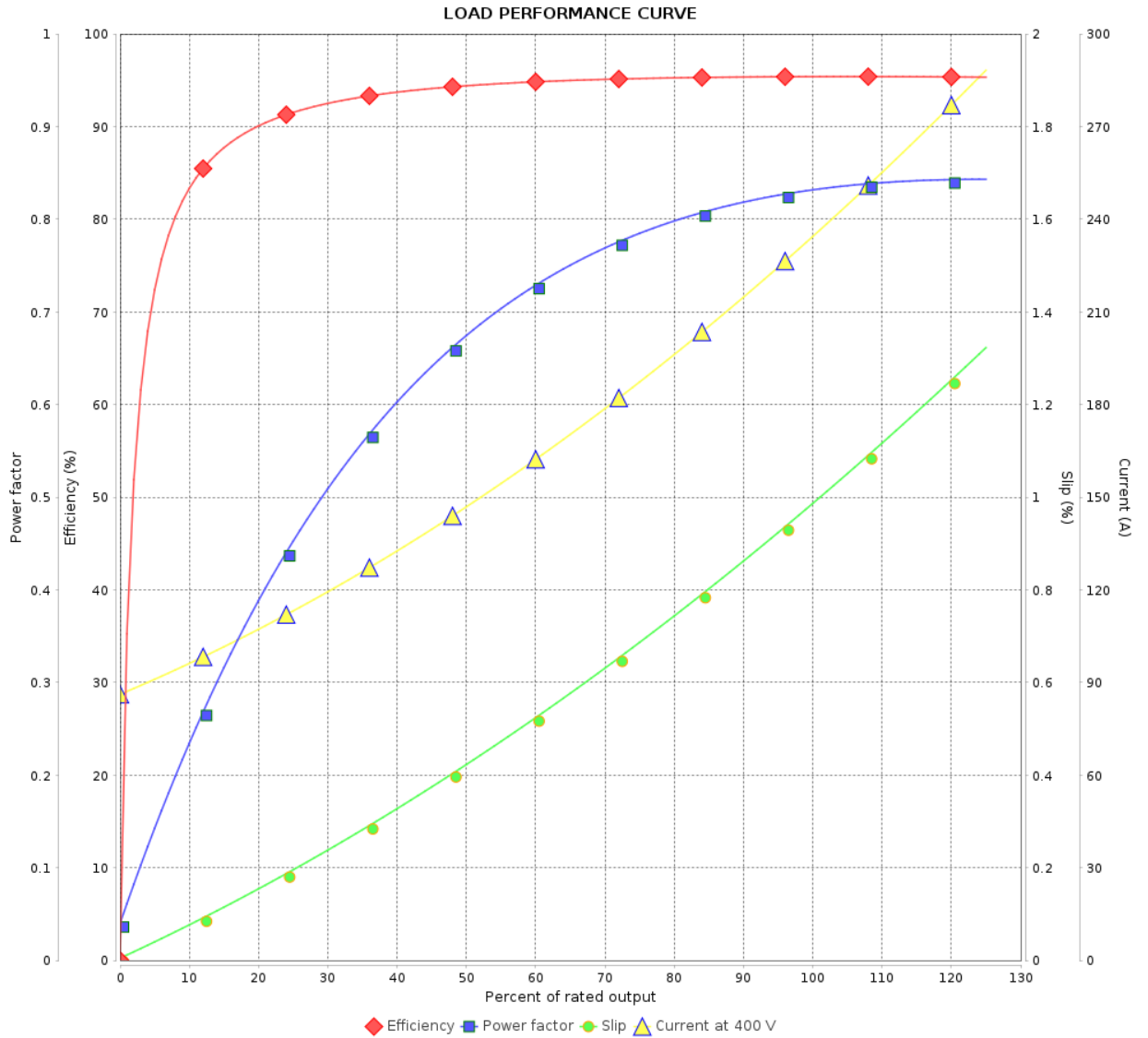
Three Phase Induction Motor - Squirrel Cage



Customer : _____

Product line : W22 NEMA Premium Efficiency Three-Phase

Product code : 11165603



Performance : 400 V 50 Hz 6P IE3

Rated current : 241 A
 LRC : 6.2
 Rated torque : 128 kgfm
 Locked rotor torque : 220 %
 Breakdown torque : 240 %
 Rated speed : 990 rpm

Moment of inertia (J) : 6.09 kgm²
 Duty cycle : Cont.(S1)
 Insulation class : F
 Service factor : 1.00
 Temperature rise : 80 K
 Design : B

Rev.	Changes Summary	Performed	Checked	Date
Performed by	13/01/2024	Page 5 / 9		Revision
Checked by				
Date				

LOAD PERFORMANCE CURVE

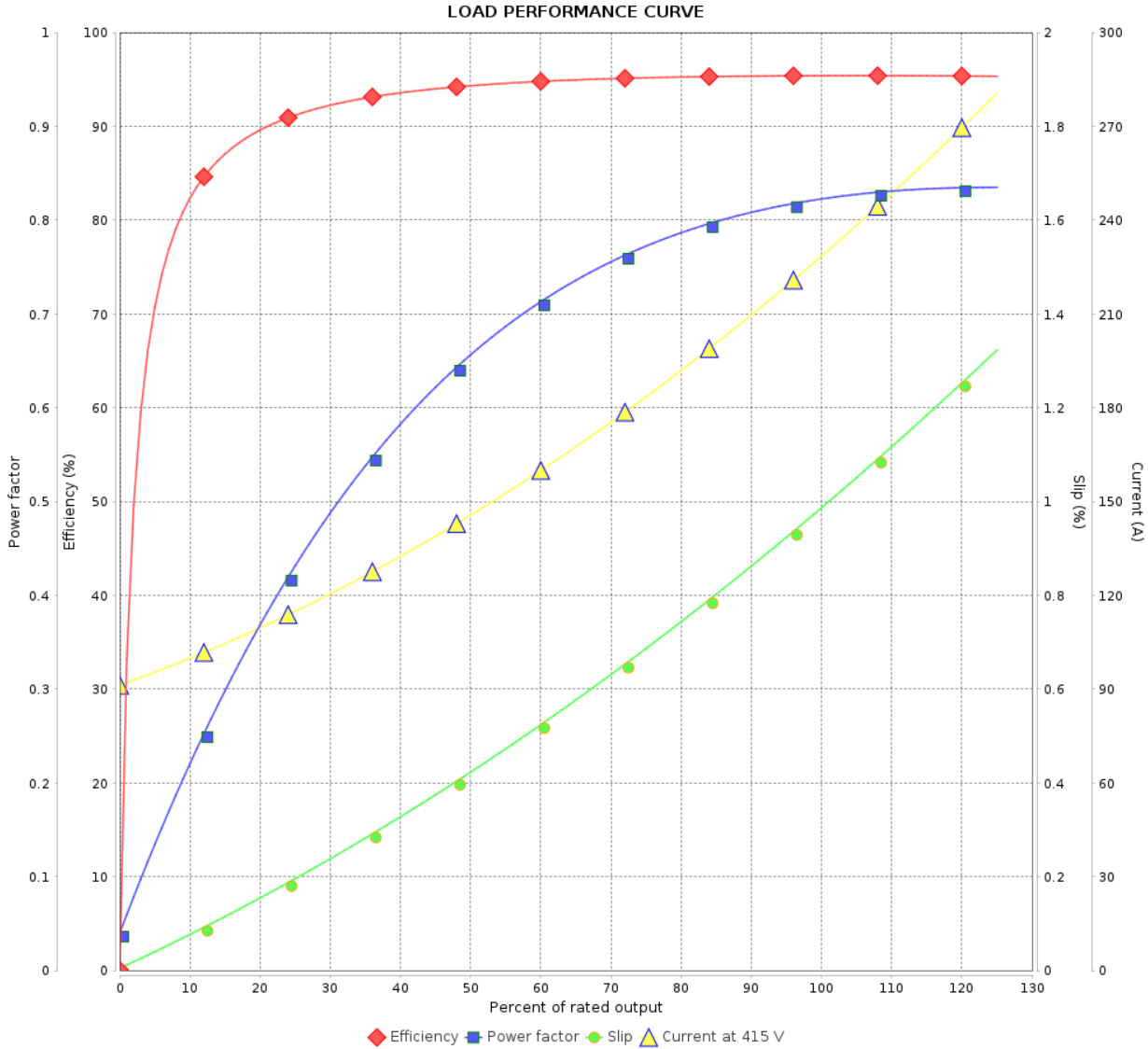
Three Phase Induction Motor - Squirrel Cage



Customer : _____

Product line : W22 NEMA Premium Efficiency Three-Phase

Product code : 11165603



Performance : 415 V 50 Hz 6P IE3

Rated current : 235 A
 LRC : 6.8
 Rated torque : 128 kgfm
 Locked rotor torque : 240 %
 Breakdown torque : 250 %
 Rated speed : 990 rpm

Moment of inertia (J) : 6.09 kgm²
 Duty cycle : Cont.(S1)
 Insulation class : F
 Service factor : 1.00
 Temperature rise : 80 K
 Design : B

Rev.	Changes Summary	Performed	Checked	Date
Performed by			Page 6 / 9	Revision
Checked by				
Date	13/01/2024			

LOAD PERFORMANCE CURVE

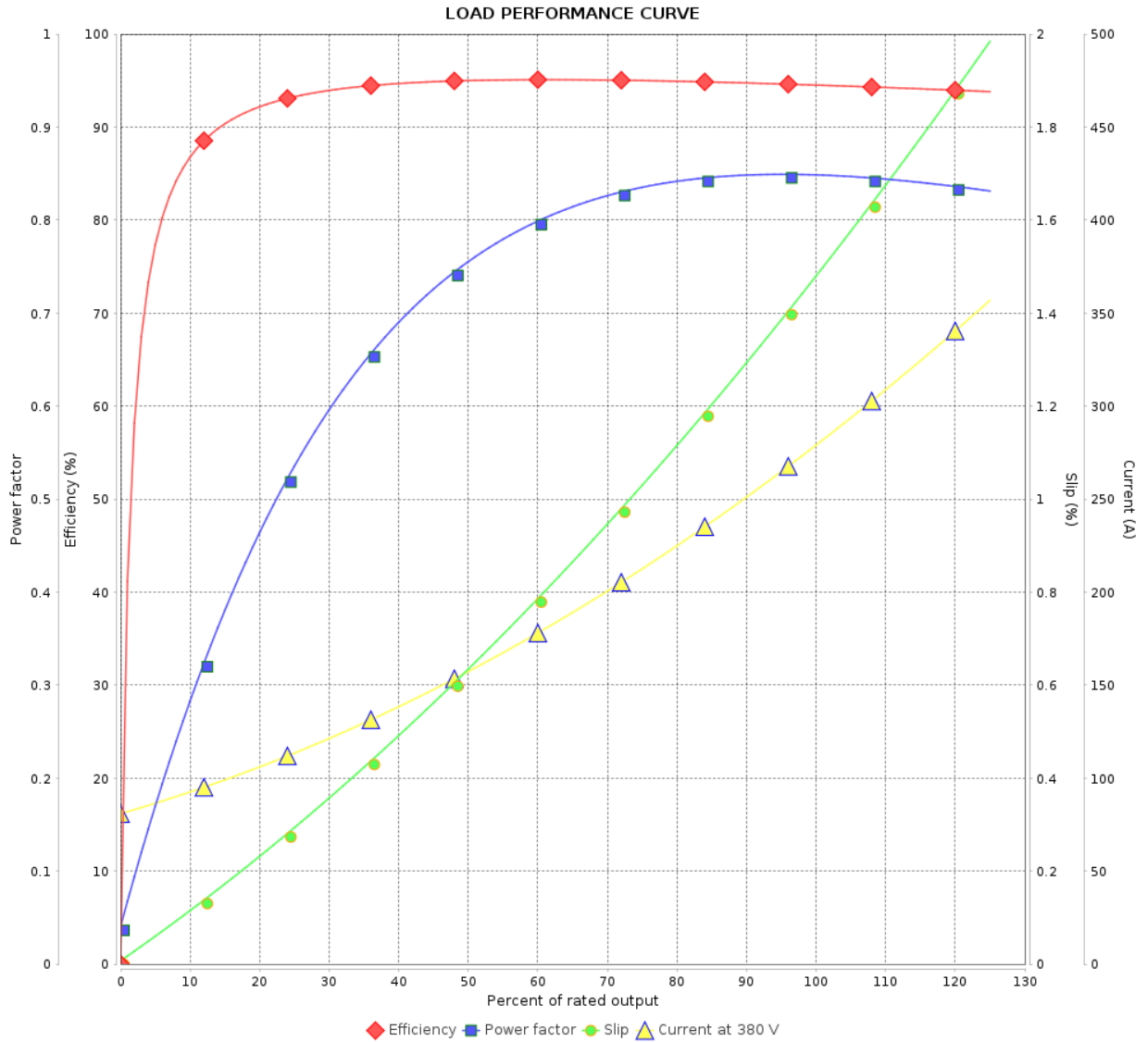
Three Phase Induction Motor - Squirrel Cage



Customer : _____

Product line : W22 NEMA Premium Efficiency Three-Phase

Product code : 11165603



Performance : 380 V 50 Hz 6P IE1

Rated current : 284 A
 LRC : 5.0
 Rated torque : 147 kgfm
 Locked rotor torque : 170 %
 Breakdown torque : 180 %
 Rated speed : 985 rpm

Moment of inertia (J) : 6.09 kgm²
 Duty cycle : Cont.(S1)
 Insulation class : F
 Service factor : 1.00
 Temperature rise : 105 K
 Design : B

Rev.	Changes Summary	Performed	Checked	Date
Performed by			Page	Revision
Checked by				
Date				

LOAD PERFORMANCE CURVE

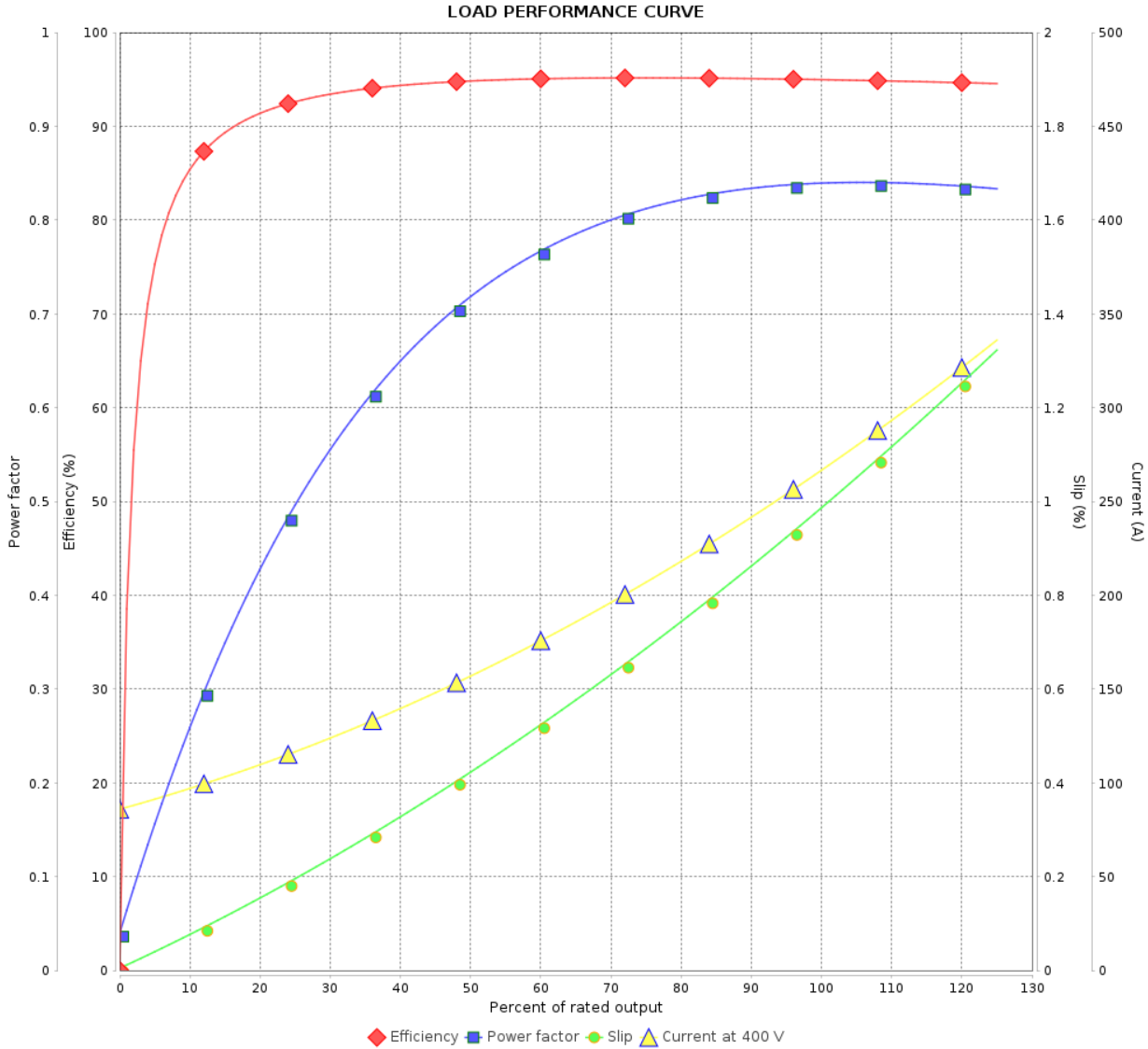
Three Phase Induction Motor - Squirrel Cage



Customer : _____

Product line : W22 NEMA Premium Efficiency Three-Phase

Product code : 11165603



Performance : 400 V 50 Hz 6P IE2

Rated current	: 271 A	Moment of inertia (J)	: 6.09 kgm ²
LRC	: 5.5	Duty cycle	: Cont.(S1)
Rated torque	: 147 kgfm	Insulation class	: F
Locked rotor torque	: 190 %	Service factor	: 1.00
Breakdown torque	: 210 %	Temperature rise	: 105 K
Rated speed	: 990 rpm	Design	: B

Rev.	Changes Summary	Performed	Checked	Date
Performed by			Page 8 / 9	Revision
Checked by				
Date	13/01/2024			

LOAD PERFORMANCE CURVE

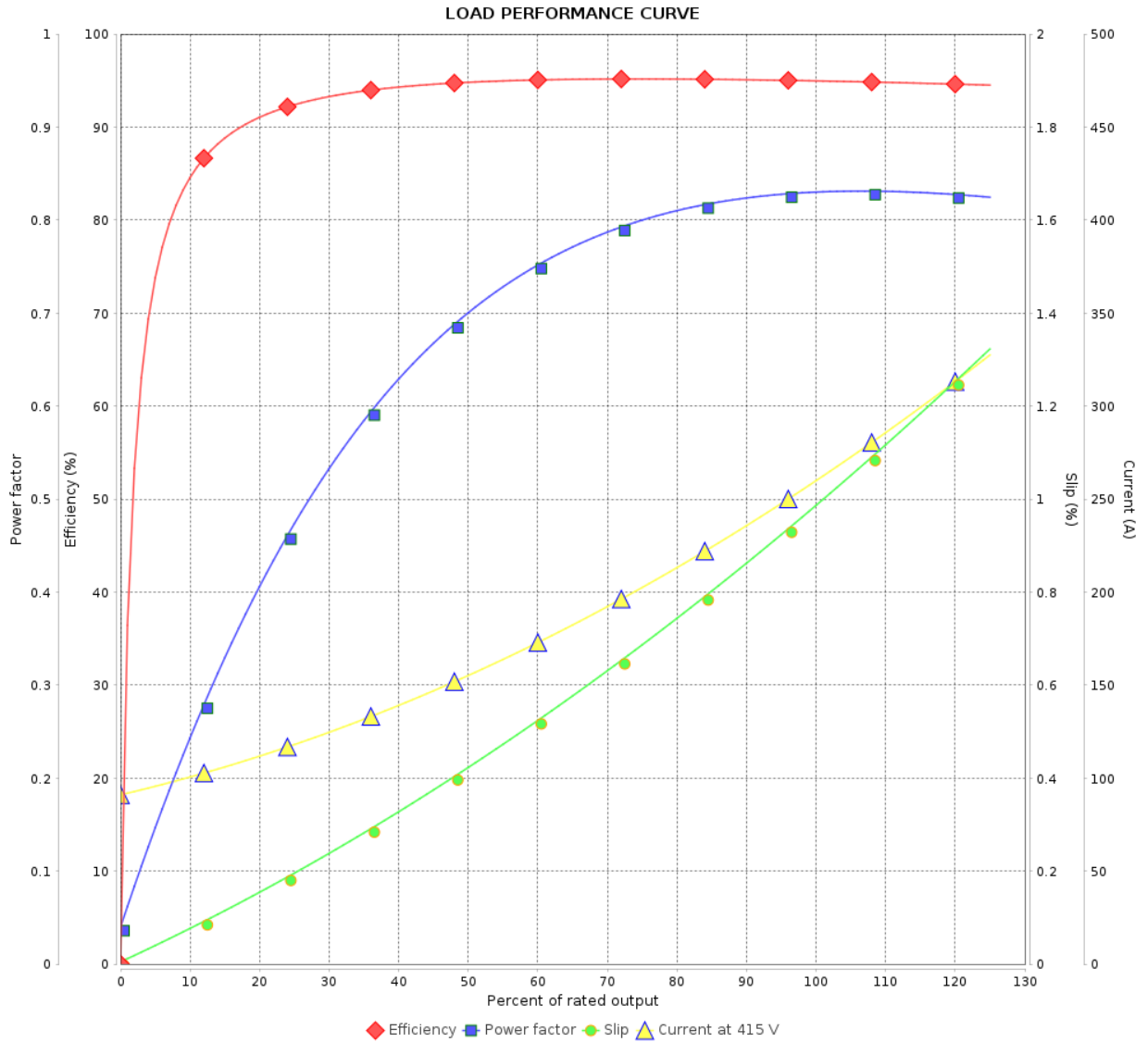
Three Phase Induction Motor - Squirrel Cage



Customer : _____

Product line : W22 NEMA Premium Efficiency Three-Phase

Product code : 11165603



Performance : 415 V 50 Hz 6P IE2

Rated current : 265 A
 LRC : 6.0
 Rated torque : 147 kgfm
 Locked rotor torque : 210 %
 Breakdown torque : 220 %
 Rated speed : 990 rpm

Moment of inertia (J) : 6.09 kgm²
 Duty cycle : Cont.(S1)
 Insulation class : F
 Service factor : 1.00
 Temperature rise : 105 K
 Design : B

Rev.	Changes Summary	Performed	Checked	Date
Performed by		Page		Revision
Checked by		9 / 9		
Date		13/01/2024		